



CONNECTORS MANUFACTURER

Switch



糧德精密有限公司

Amtek Technology Co., LTD

RoHS Available

Profile About Amtek Technology

With 18 years of experience, Amtek is a professional manufacturer of various connectors. Our connectors are furnished in wide variety of styles and configurations to suit almost any design requirements. In addition to standard ranges, custom-built connectors to meet customer specifications can be designed, developed and manufactured. Our Strong R&D teams are continuously dedicated to product design and development, which enables us to provide the choice of tooling to meet customers' exact production needs and trouble free terminations at low applied cost.

Amtek has been enjoys high reputation for our excellent quality products, competitive prices and products fast delivery to clients. We put utmost efforts on quality control, aiming to provide precision engineered products to adopt tough working conditions. Also having factories located in Mainland China, we are capable of supplying price-competitive and rapid-dispatch products. It is our mission to provide customers robust, low cost, and quality reliable connectors.

To achieve customers' requirements, our motivated staff have committed itself to providing the best solutions with quick responses and cost effectiveness to our clients. Amtek's service has been widely recognized and acknowledged by leading electronics companies, and therefore, with enthusiasm, we have great faith to fulfill total customer satisfaction.

Product design :

Your personal design center to meet your product demand with high quality tooling.

Product reliability:

ISO qualified factories to supply clients reliable products with competitive price and fast delivery.


Customer Service:

Well experienced staff ready to satisfy your inquiries with quick response and enthusiasm.

New methods of tooling technique available:

- 1. Rapid Proto formation
- 2. CNC Mockup
- 3. RTV-Silicon-Mold:

Producing fast lead-time, cost-effective, high quality goods by using precise silica tooling and PU plastic installation.



糧德精密有限公司

Amtek Technology Co., LTD

Green Partner

Amtek RoHS Policy & Declaration

The Restriction of the use of certain Hazardous Substances Directive 2002/96/EC (RoHS Directive)

The RoHS Directive stands for "the restriction of the use of certain hazardous substances in electrical and electronic equipment".

This Directive bans the placing on the EU market of new electrical and electronic equipment containing more than agreed levels of lead, cadmium, mercury, hexavalent chromium, polybrominated biphenyl (PBB) and polybrominated diphenyl ether (PBDE) flame retardants.

The Waste Electrical and Electronic Equipment Directive 2002/96/EC (WEEE Directive)

The main objectives of the WEEE Directive are the prevention of waste electrical and electronic equipment; promote the re-use recycling and other forms of recovery of used materials and components, and to improve the environmental performance of all operators (manufacturers, traders, treatment facilities) involved in the life cycle of products.

It is the policy of Amtek to offer products which enhanced for the request of RoHS and WEEE legislations. We have the consisting designation of articles concerning the RoHS-conforming products as follows:

U at the end of designation of the article = contacts RoHS-conform and high temperature continual insulator (process capability).

The designation on the label is as follows:

RoHS -U

L at the end of designation of the article = RoHS-conform contacts, not insulator high temperature. Range on field of application in which the connector is not overthrown high of the leadfree soldering.

The designation on the label is as follows

RoHS -L

Amtek would like to be the "green partner" for your connector business!



糧德精密有限公司 **Amtek Technology Co., LTD**

Factory Tour & Testing Equipments




Assembly Lines



Injection Facilities



Auto Assembly Lines



Stamping Machines



Tooling House



Tooling House



CONNECTORS MANUFACTURER


























































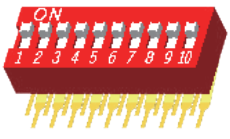

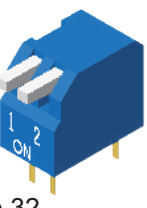
AMTEK COMMUNICATIONS MANUFACTURING

Index



ROHS

 Page 1	 Page 1	 Page 2	 Page 2
 Page 2	 Page 3	 Page 3	 Page 4
 Page 5	 Page 5	 Page 6	 Page 7
 Page 7	 Page 8	 Page 8	 Page 9
 Page 9	 Page 10	 Page 10	 Page 11
 Page 11	 Page 12	 Page 13	 Page 13
 Page 14	 Page 14	 Page 15	 Page 15
 Page 16	 Page 16	 Page 17	 Page 17

 Page 18	 Page 19	 Page 19	 Page 20
 Page 20	 Page 21	 Page 21	 Page 23
 Page 23	 Page 24	 Page 24	 Page 25
 Page 25	 Page 26	 Page 26	 Page 27
 Page 27	 Page 28	 Page 28	 Page 29
 Page 29	 Page 30	 Page 30	 Page 31
 Page 31	 Page 32		

AMTEK COMMUNICATIONS

Switch Series

Connectors

P.1 ~ P.2

- **Rocker Switch Series**

P.3 ~ P.4

- **Toggle Switch Series**

P.5 ~ P.6

- **Rotary Code Switch**

P.7 ~ P.12

- **Push Switch Series**

P.13 ~ P.18

- **Slide Switch Series**

P.19 ~ P.20

- **Push Button Switch Series**

P.21


- **Micro Switch Series**

P.23 ~ P.30

- **Tact Switch Series**

P.31 ~ P.32

- **DIP Switch Series**



S

witch Series



CONNECTORS MANUFACTURER

Rocker Switch Series

- P.1 ▶ Rocker Switch 02P Ø23.0mm / 03P Ø23.0mm
- P.2 ▶ Rocker Switch 03P 13.5x30.5mm / 03P 21x15mm

Toggle switch Series

- P.3 ▶ Toggle Switch On-Off 02P / On-Off-On 03P
- P.4 ▶ Toggle Switch On-Off 02P With 1015/18 AWG Wire Leads

Rotary Code Switch Series

- P.5 ▶ Rotary Code Switch SMT 180° 06P / DIP 180° 06P
- P.6 ▶ Rotary Code Switch DIP 90° 06P

Push Switch Series

- P.7 ▶ Push Switch DIP 90° 02P H=7.8mm / DIP 180° 06P H=12.2mm
- P.8 ▶ Push Switch DIP 90° 06P H=9.5mm / DIP 90° 06P H=10mm
- P.9 ▶ Push Switch DIP 90° 06P H=10mm / DIP 90° 06P H=15.5mm
- P.10 ▶ Push Switch SMT 90° 06P H=8.8mm / SMT 90° 06P H=8.3mm
- P.11 ▶ Push Switch DIP 90° 03P H=8.3mm / DIP 90° 03P H=7.8mm
- P.12 ▶ Push Switch DIP 90° 03P H=8.3mm

Slide Switch Series

- P.13 ▶ Slide Switch SMT 180° 08P H=5.6mm / DIP 180° 03P H=5.5/6.5/7.5mm
- P.14 ▶ Slide Switch SMT 180° 03P H=5.5/6.5/7.5mm / DIP 180° 04P H=5.5mm
- P.15 ▶ Slide Switch SMT 180° 03P H=5.5/6.5/7.5mm / DIP 180° 03P H=7.5mm
- P.16 ▶ Slide Switch DIP 180° 06P H=7.7mm / DIP 90° 03P H=3.7mm
- P.17 ▶ Slide Switch DIP 180° 03P H=8.7mm / DIP 180° 04P H=8.7mm
- P.18 ▶ Slide Switch DIP 180° 03P H=12.3mm

Push Button Switch Series

- P.19 ▶ Push Button Switch 02P Panel Mount H=20.6mm Black / Red
- P.20 ▶ Push Button Switch DIP 90° 03P H=6.5mm / DIP 90° 03P H=10.0mm

Micro Switch Series

- P.21 ▶ Micro Switch Straight Lever Actuator 19.8x10.6mm / 12.8x6.5mm





CONNECTORS MANUFACTURER

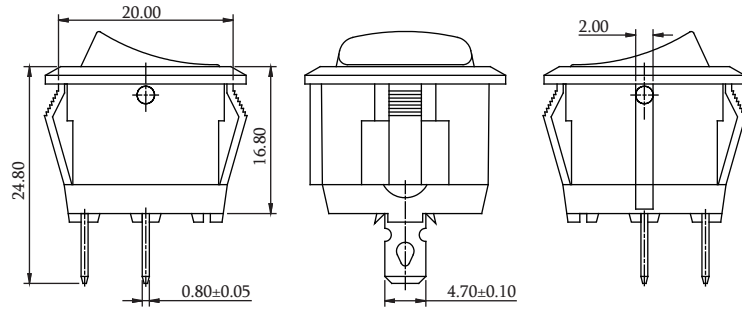
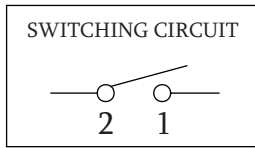
Rocker Switch 02P Ø23.0mm

Specifications

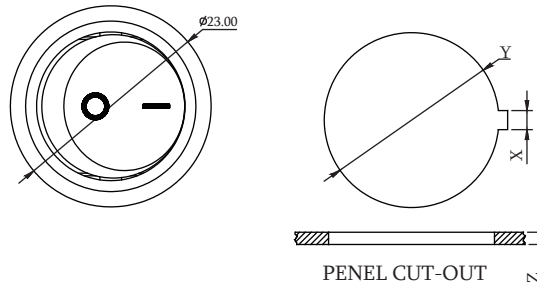
Rating: 10A 125V AC / 6A 250V AC
 Insulation Resistance: 100 MΩ min
 Withstand Voltage: AC 1,800 V 5 second
 Life Expectancy: 10,000 Cycles



P/N.:64SWT-RC2B088



PENEL CUT-OUT		
Z	Y	X
0.70~1.25	20.00~20.10	2.10~2.20
1.25~2.00	20.10~20.20	2.10~2.20
2.00~3.00	20.20~20.30	2.10~2.20



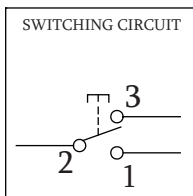
Rocker Switch 03P Ø23.0mm

Specifications

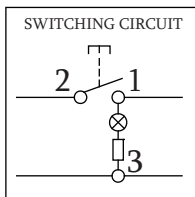
Rating: 6A 250V AC / 8A 250V AC
 Insulation Resistance: 100 MΩ min
 Withstand Voltage: AC 1,500 V 1minute
 Life Expectancy: 10,000 Cycles



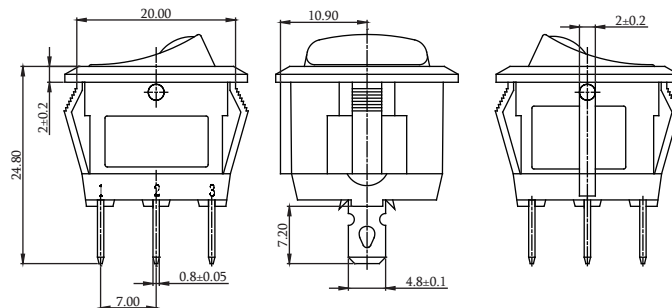
P/N.:64SWT-RC3B227
 64SWT-RC3B228



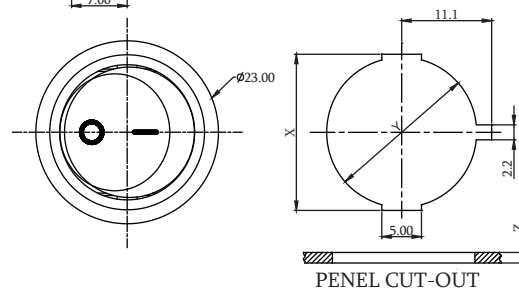
64SWT-RC3B227



64SWT-RC3B228



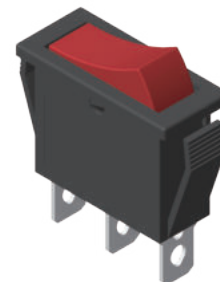
PENEL CUT-OUT		
Z	Y	X
0.70~1.25	19.40~19.50	19.90~20.30
1.25~2.00	19.40~19.50	20.40~20.70
2.00~3.00	19.40~19.50	20.80~21.10



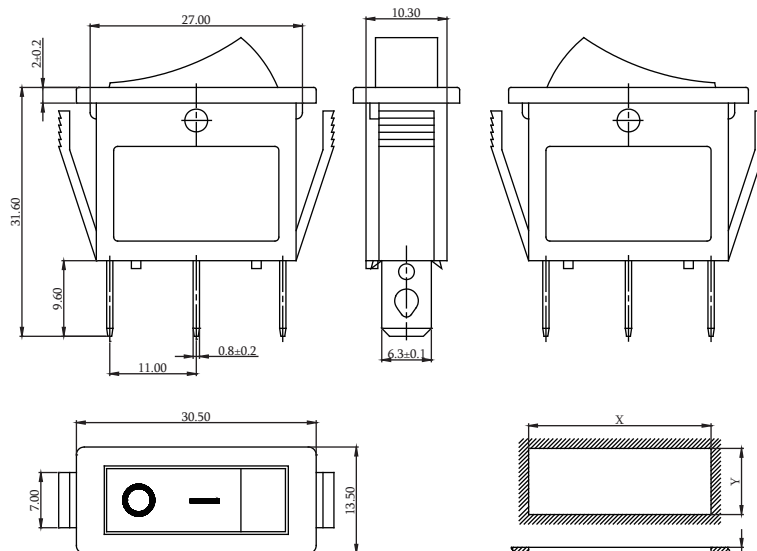
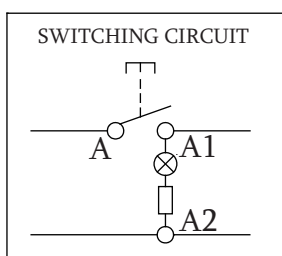
Rocker Switch 03P 13.5×30.5mm

Specifications

Rating: 16(4)A 250V AC
 Insulation Resistance: 100 MΩ min
 Withstand Voltage: AC 1,500 V 1minute
 Life Expectancy: 10,000 Cycles



P/N.:64SWT-RC3B226




PENEL CUT-OUT

Z	Y	X
0.70~1.25	10.50~10.70	28.90~29.10
1.25~2.00	10.50~10.70	29.10~29.20
2.00~3.00	10.50~10.70	29.20~29.30

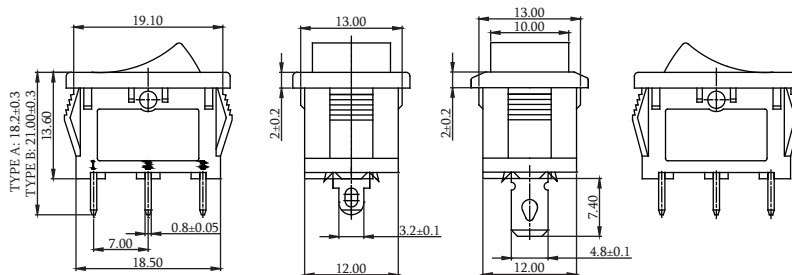
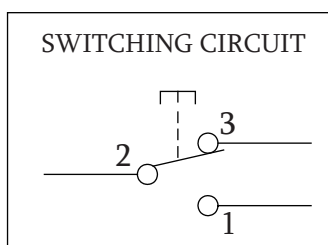
Rocker Switch 03P 21×15mm

Specifications

Rating: 6A 250V AC / 8A 50V AC
 Insulation Resistance: 100 MΩ min
 Withstand Voltage: AC 1,500 V 1minute
 Life Expectancy: 10,000 Cycles



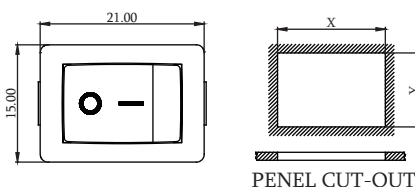
P/N.:64SWT-RC3B229 P/N.:64SWT-RC3B230



TYPE A 64SWT-RC3B229
 TYPE B 64SWT-RC3B230

PENEL CUT-OUT

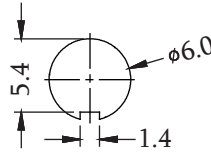
Z	Y	X
0.70~1.25	12.90~13.10	18.90~19.10
1.25~2.00	12.90~13.10	19.10~19.20
2.00~3.00	12.90~13.10	19.30~19.40




Toggle Switch On-Off 02P

Specifications

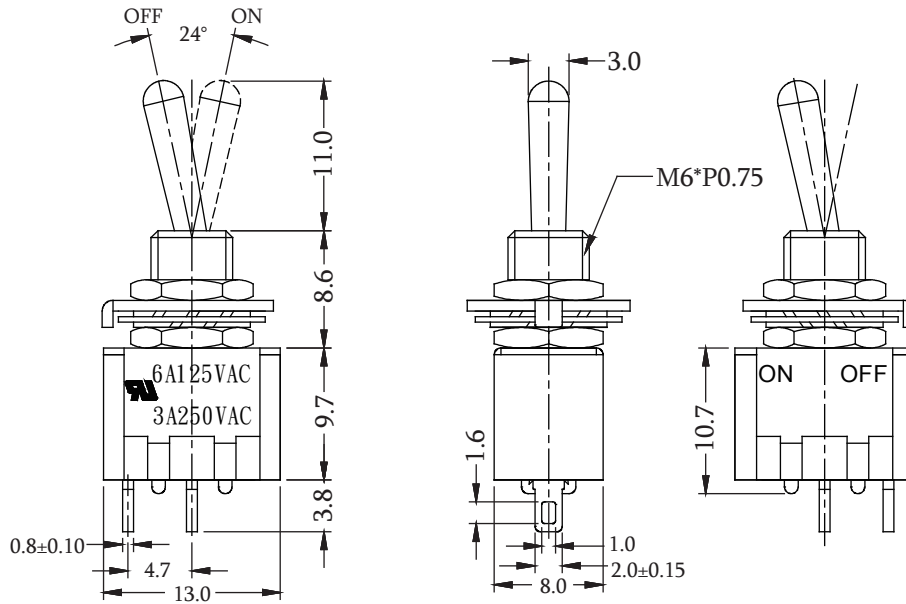
Rating: 3A 250V AC / 6A 125V AC
 Insulation Resistance: 100 MΩ Min
 Withstand Voltage: AC 1,500 V 1 Minute
 Life Expectancy: 10,000 Cycles



Suggested panel hole size




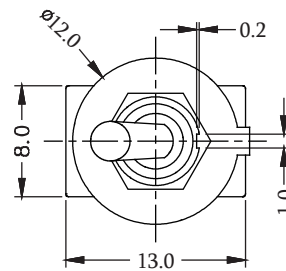
P/N.:64SWT-TC2B246



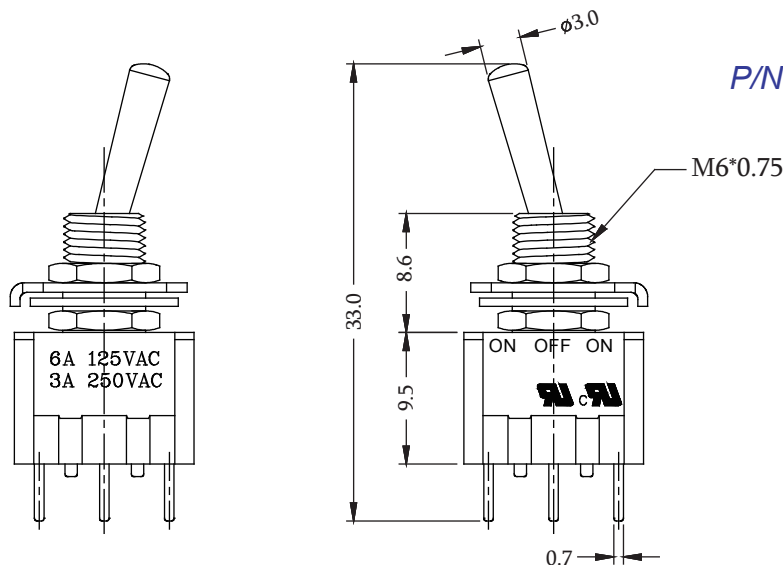
Toggle Switch On-Off-On 03P

Specifications

Rating: 3A 250V AC / 6A 125V AC
 Insulation Resistance: 100 MΩ Min
 Withstand Voltage: AC 1,500 V 1 Minute
 Life Expectancy: 10,000 Cycles



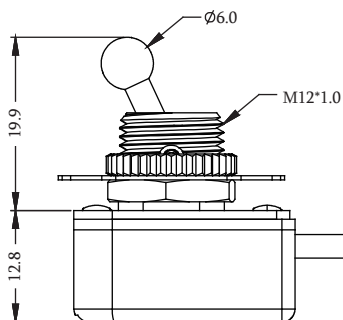
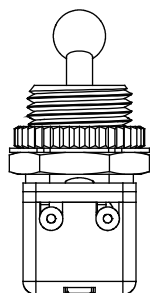
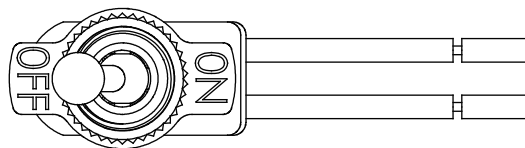
P/N.:64SWT-TC3B247



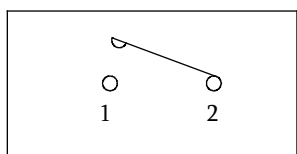
Toggle Switch On-Off 02P With 1015/18 AWG Wire Leads

Specifications

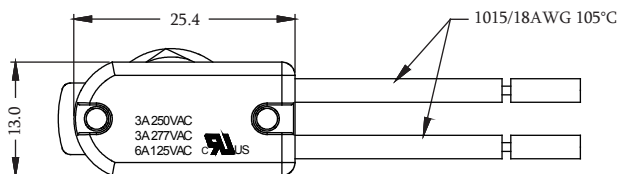
Rating: 3A 250V AC / 6A 125V AC
 Insulation Resistance: 100 MΩ Min
 Withstand Voltage: AC 1,500 V 1 Minute
 Life Expectancy: 10,000 Cycles



P/N.:64SWT-TK2B248




Circuit Diagram



Rotary Code Switch SMT 180° 06P

Specifications

Rating: 25mA 24V DC / 100mA 50V DC
 Insulation Resistance: 100 MΩ Min
 Withstand Voltage: AC 250 V 1 Minute
 Life Expectancy: 20,000 Steps

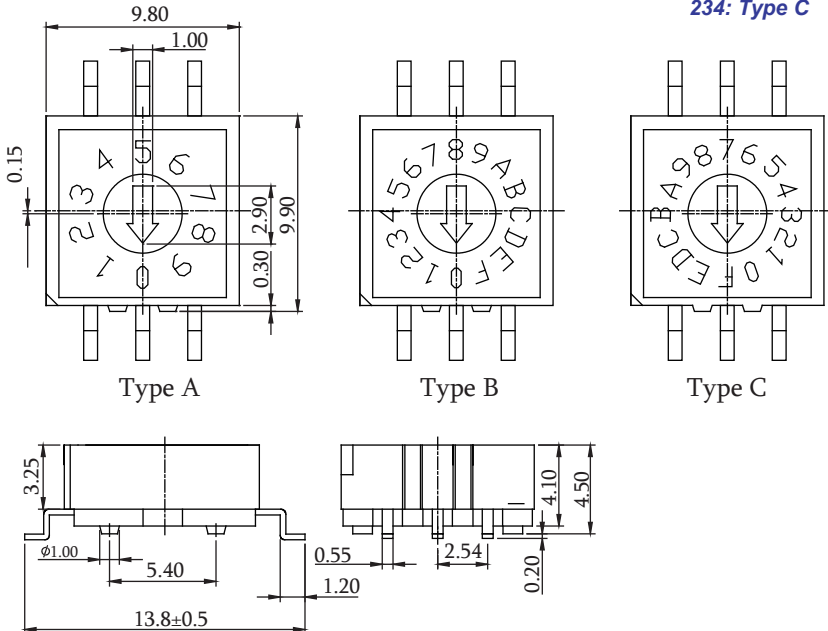


P/N.:64SWT-CB6BXXX

232: Type A
 233: Type B
 234: Type C

TYPE	POSITION	CODE			
		1	2	4	8
10 R	0	●	●	●	●
	1	○	○	○	○
	2	●	○	●	●
	3	○	○	○	○
	4	●	●	○	●
	5	○	●	○	●
	6	●	○	○	●
	7	○	○	○	○
	8	○	●	●	○
	9	○	●	●	○
16 R,C	A	●	○	●	○
	B	○	○	●	○
	C	●	●	○	○
	D	○	●	○	○
	E	●	○	○	○
	F	○	○	○	○


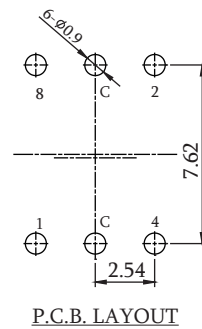
CIRCUIT CHART



Rotary Code Switch DIP 180° 06P

Specifications

Rating: 25mA 24V DC / 100mA 50V DC
 Insulation Resistance: 100 MΩ Min
 Withstand Voltage: AC 250 V 1 Minute
 Life Expectancy: 20,000 Steps

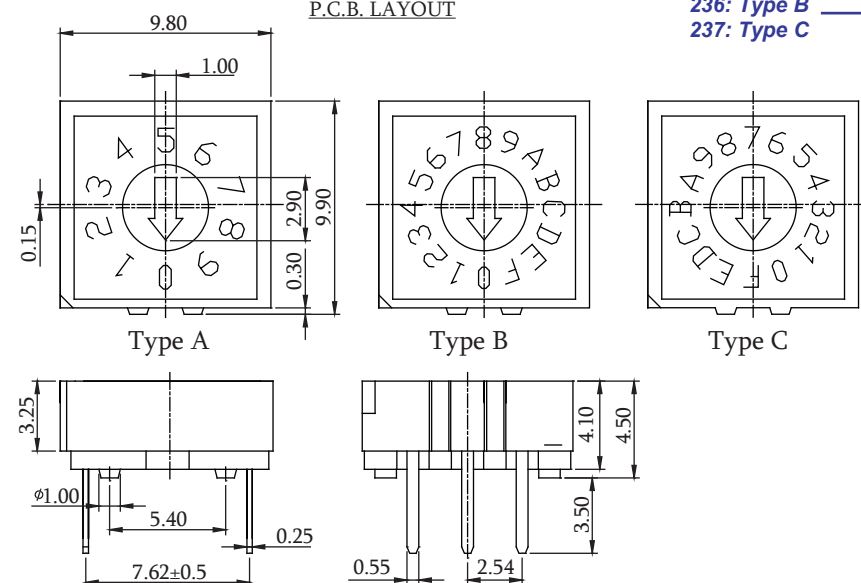


P/N.:64SWT-CD6BXXX

235: Type A
 236: Type B
 237: Type C

TYPE	POSITION	CODE			
		1	2	4	8
10 R	0	F	●	●	●
	1	E	○	○	○
	2	D	●	○	●
	3	C	○	○	○
	4	B	●	●	○
	5	A	○	●	○
	6	9	●	○	○
	7	8	○	○	○
	8	7	●	●	○
	9	6	○	○	○
16 R,C	A	5	●	○	○
	B	4	○	○	○
	C	3	●	●	○
	D	2	○	●	○
	E	1	●	○	○
	F	0	○	○	○


CIRCUIT CHART



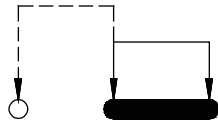
Push Switch DIP 90° 02P H=7.8mm

Specifications

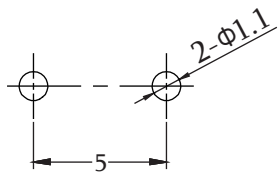
Rating: 0.3A 50V DC
 Insulation Resistance: 100 MΩ Min
 Withstand Voltage: AC 500 V 1 Minute
 Life Expectancy: 10,000 Cycles



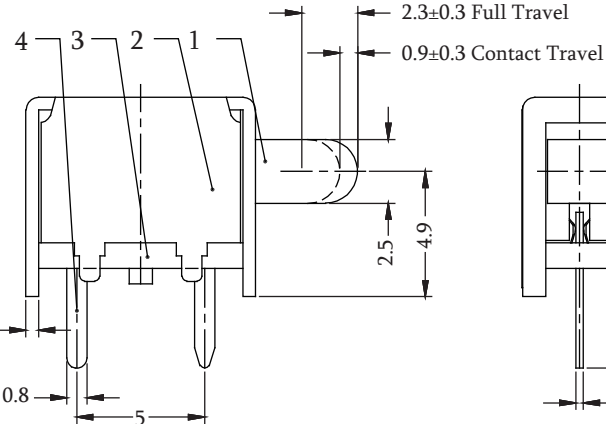
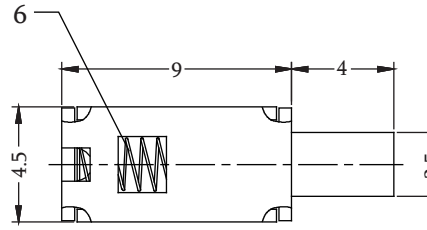
P/N.:64SWT-PC2B273



Schematic



Recommended PCB Layout
(PCB TOLERANCE ±0.1)




Number	Part Name	Material	Q'ty	
①	Knob	POM	1	Black
②	Frame	Steel Strip	1	Ni Plated
③	Base	Phenolic Resin	1	Natural
④	Terminal	Brass Strip	2	Ag Plated
⑤	Contact Clip	PBS C05210R-EH	1	Ag Clad
⑥	Spring	Steel Wire	1	Natural

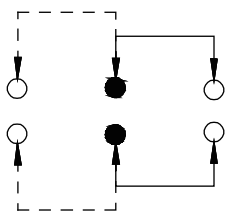
Push Switch DIP 180° 06P H=12.2mm

Specifications

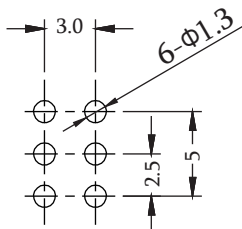
Rating: 0.3A 50V DC
 Insulation Resistance: 100 MΩ Min
 Withstand Voltage: AC 500 V 1 Minute
 Life Expectancy: 10,000 Cycles



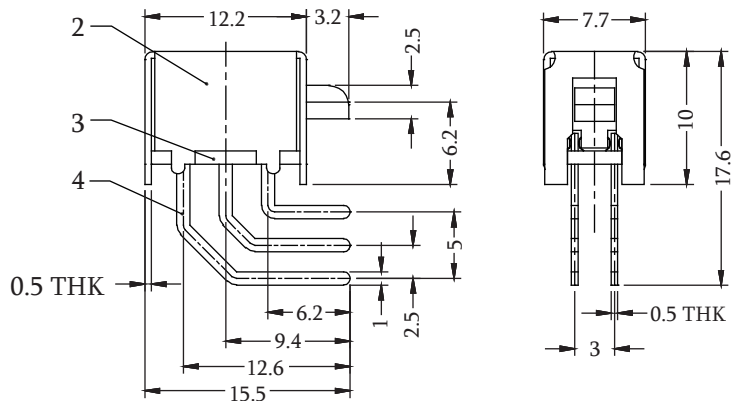
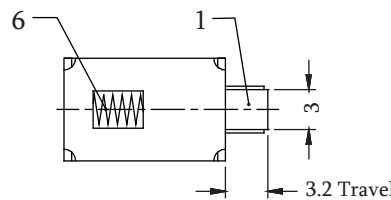
P/N.:64SWT-PC6B275



Schematic(Non-Shorting)



Recommended PCB Layout
(PCB TOLERANCE ±0.1)

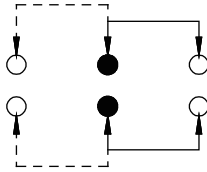


Number	Part Name	Material	Q'ty	
①	Knob	POM	1	Black
②	Frame	Steel Strip	1	Ni Plated
③	Base	Phenolic Resin	1	Natural
④	Terminal	Brass Strip	6	Ag Plated
⑤	Contact Clip	PBS Strip	2	Ag Clad
⑥	Spring	Steel Wire	1	Natural

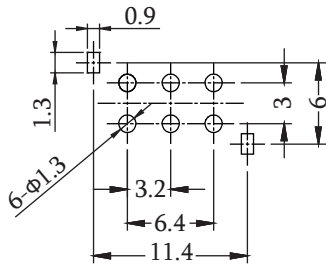
Push Switch DIP 90° 06P H=9.5mm

Specifications


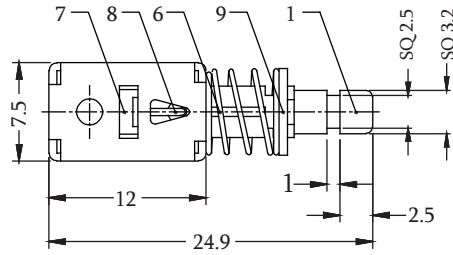
Rating: 0.3A 50V DC
 Insulation Resistance: 100 MΩ Min
 Withstand Voltage: AC 500 V 1 Minute
 Life Expectancy: 10,000 cycles



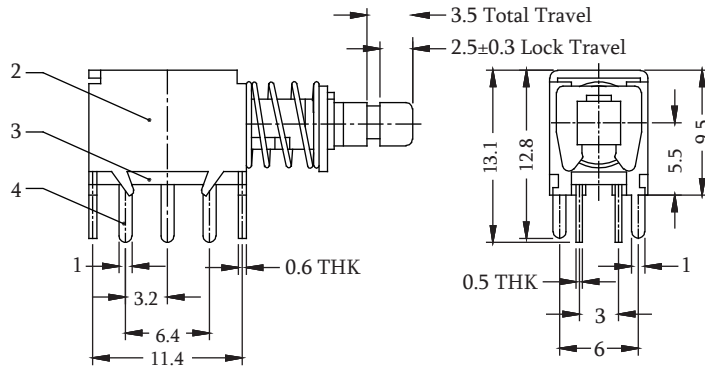
Schematic(Non-Shorting)



Recommended PCB Layout
(PCB TOLERANCE ±0.1)



P/N.:64SWT-PC6B276

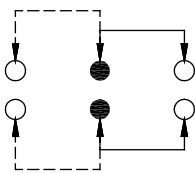


Number	Part Name	Material	Qty	
①	Knob	PA66	1	Black
②	Frame	Steel Strip	1	Ni Plated
③	Base	Phenolic Resin	1	Natural
④	Terminal	Brass Strip	6	Ag Plated
⑤	Contact Clip	C5210R-EH	2	Ag Clad
⑥	Spring	Steel Wire	1	Natural
⑦	Spring Plate	PBS Strip	1	Natural
⑧	Cam Stick	PBS Wire	1	Natural
⑨	Block	Steel Strip	1	Ni Plated

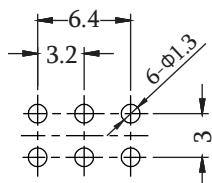
Push Switch DIP 90° 06P H=10mm

Specifications


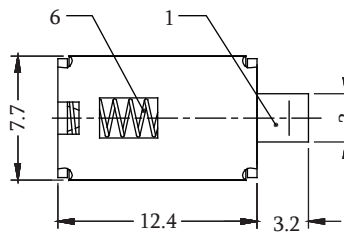
Rating: 0.3A 50V DC
 Insulation Resistance: 100 MΩ Min
 Withstand Voltage: AC 500 V 1 Minute
 Life Expectancy: 10,000 cycles



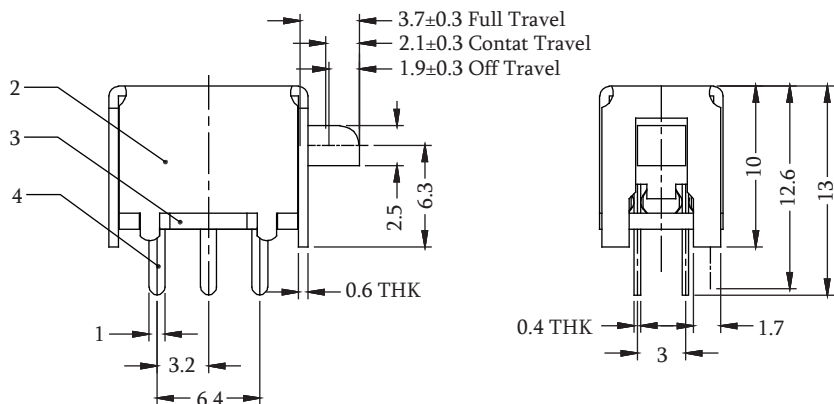
Schematic(Non-Shorting)



Recommended PCB Layout
(PCB TOLERANCE ±0.1)



P/N.:64SWT-PC6B277

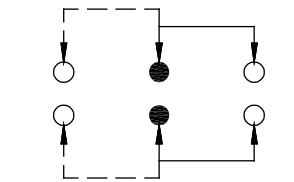


Number	Part Name	Material	Qty	
①	Knob	POM	1	Black
②	Frame	Steel Strip	1	Ni Plated
③	Base	Phenolic Resin	1	Natural
④	Terminal	Brass Strip	6	Ag Plated
⑤	Contact Clip	Brass Strip	2	Ag Plated
⑥	Spring	Steel Wire	1	Natural

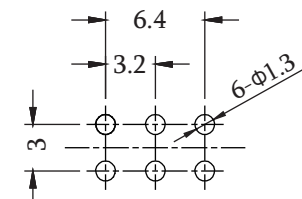
Push Switch DIP 90° 06P H=10mm

Specifications


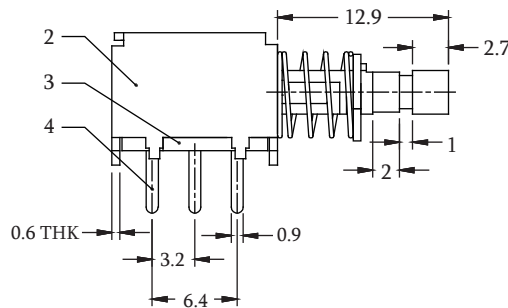
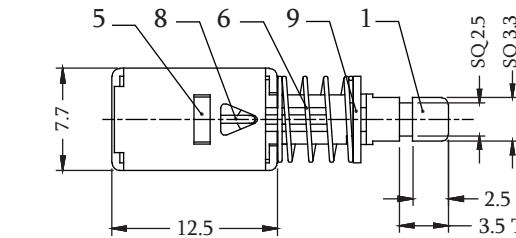
Rating: 0.3A 50V DC
 Insulation Resistance: 100 MΩ Min
 Withstand Voltage: AC 500 V 1 Minute
 Life Expectancy: 10,000 cycles



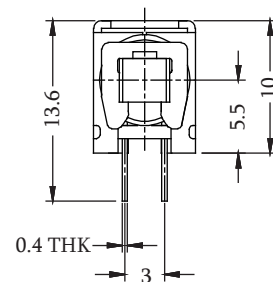
Schematic(Non-Shorting)



Recommended PCB Layout
(PCB TOLERANCE ±0.1)



P/N.:64SWT-PC6B278

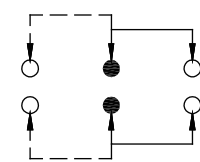


Number	Part Name	Material	Q'ty	
①	Knob	PA66	1	Black
②	Frame	Steel Strip	1	Ni Plated
③	Base	Phenolic Resin	1	Natural
④	Terminal	Brass Strip	6	Ag Plated
⑤	Contact Clip	Brass Strip	2	Ag Clad
⑥	Spring	Steel Wire	1	Natural
⑦	Spring Plate	PBS Strip	1	Natural
⑧	Cam Stick	PBS Wire	1	Natural
⑨	Block	Steel Strip	1	Ni Plated

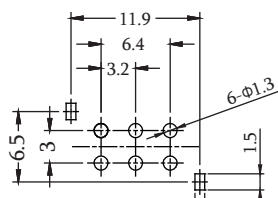
Push Switch DIP 90° 06P H=15.5mm

Specifications


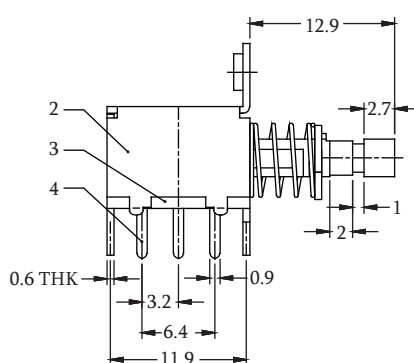
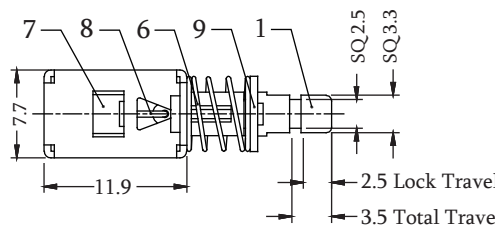
Rating: 0.3A 50V DC
 Insulation Resistance: 100 MΩ Min
 Withstand Voltage: AC 500 V 1 Minute
 Life Expectancy: 10,000 cycles



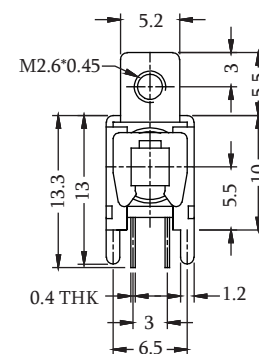
Schematic(Non-Shorting)



Recommended PCB Layout
(PCB TOLERANCE ±0.1)



P/N.:64SWT-PC6B279

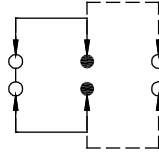


Number	Part Name	Material	Q'ty	
①	Knob	PA66	1	Black
②	Frame	Steel Strip	1	Ni Plated
③	Base	Phenolic Resin	1	Natural
④	Terminal	Brass Strip	6	Ag Plated
⑤	Contact Clip	Brass Strip	2	Ag Clad
⑥	Spring	Steel Wire	1	Natural
⑦	Spring Plate	PBS Strip	1	Natural
⑧	Cam Stick	PBS Wire	1	Natural
⑨	Block	Steel Strip	1	Ni Plated


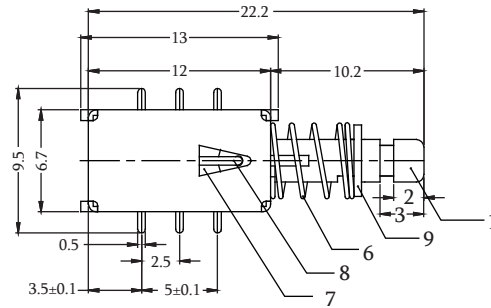
Push Switch SMT 90° 06P H=8.8mm

Specifications

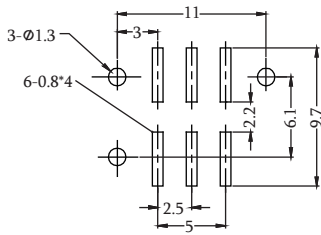
Rating: 0.3A 50V DC
 Insulation Resistance: 100 MΩ Min
 Withstand Voltage: AC 500 V 1 Minute
 Life Expectancy: 10,000 cycles



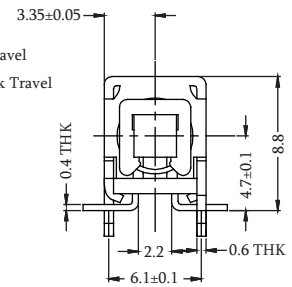
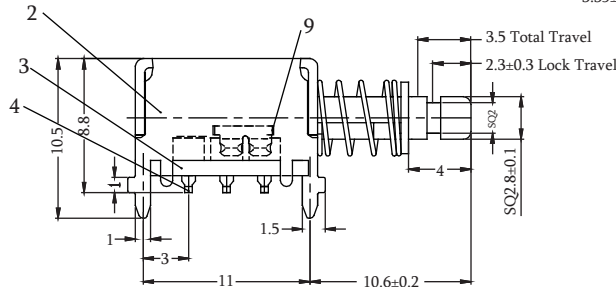
Schematic(Non-Shorting)



P/N.:64SWT-PB6B280



Recommended PCB Layout
(PCB TOLERANCE ±0.1)


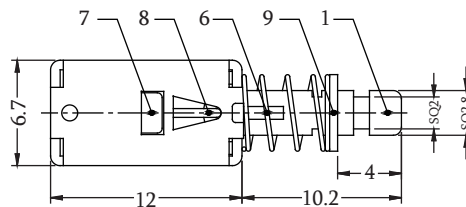
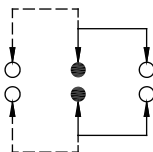


Number	Part Name	Material	Q'ty	
①	Knob	PA66	1	Black
②	Frame	Steel Strip	1	Ni Plated
③	Base	Phenolic Resin	1	Natural
④	Terminal	Brass Strip	6	Ag Plated
⑤	Contact Clip	C5210R-EH	2	Ag Clad
⑥	Spring	Steel Wire	1	Natural
⑦	Spring Plate	PBS Strip	1	Natural
⑧	Cam Stick	PBS Wire	1	Natural
⑨	Block	Steel Strip	1	Ni Plated

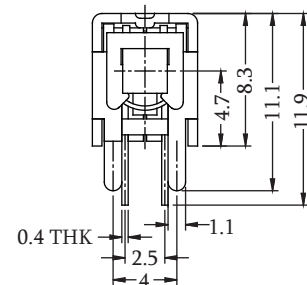
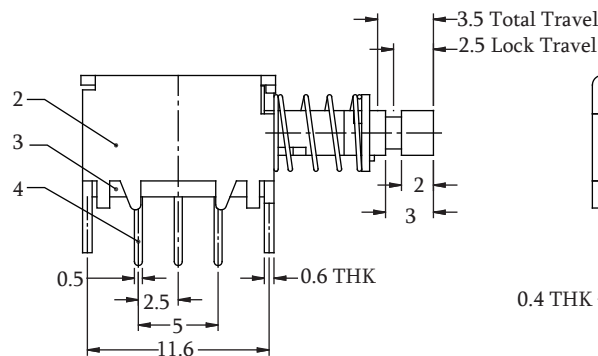
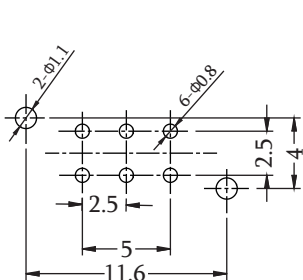
Push Switch SMT 90° 06P H=8.3mm

Specifications

Rating: 0.3A 50V DC
 Insulation Resistance: 100 MΩ Min
 Withstand Voltage: AC 500 V 1 Minute
 Life Expectancy: 10,000 cycles



P/N.:64SWT-PX6Y281

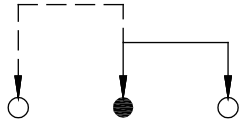


Number	Part Name	Material	Q'ty	
①	Knob	PBT	1	Yellow
②	Frame	Steel Strip	1	Ni Plated
③	Base	Phenolic Resin	1	Natural
④	Terminal	Brass Strip	6	Ag Plated
⑤	Contact Clip	C5210R-EH	2	Ag Clad
⑥	Spring	Steel Wire	1	Natural
⑦	Spring Plate	PBS Strip	1	Natural
⑧	Cam Stick	PBS Wire	1	Natural
⑨	Block	Steel Strip	1	Ni Plated


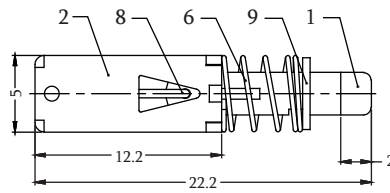
Push Switch DIP 90° 03P H=8.3mm

Specifications

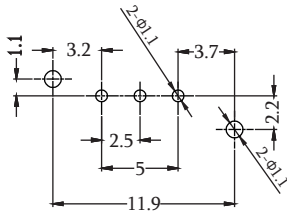
Rating: 0.3A 50V DC
 Insulation Resistance: 100 MΩ Min
 Withstand Voltage: AC 500 V 1 Minute
 Life Expectancy: 10,000 cycles



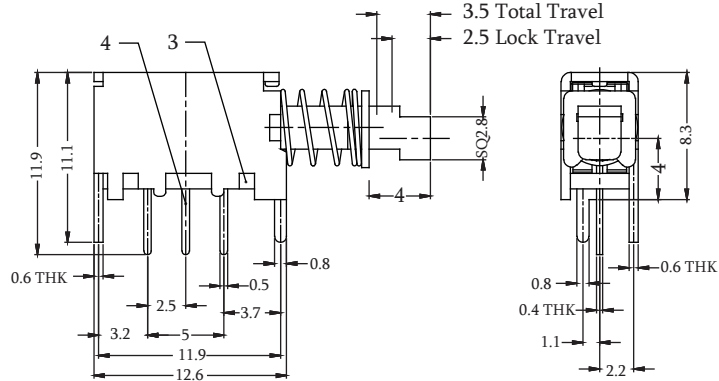
Schematic(Non-Shorting)



P/N.:64SWT-PX3B282



Recommended PCB Layout
(PCB TOLERANCE ±0.1)

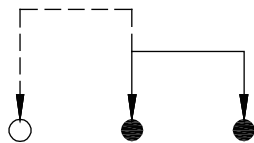


Number	Part Name	Material	Qty	
①	Knob	PA66	1	Black
②	Frame	Steel Strip	1	Ni Plated
③	Base	Phenolic Resin	1	Natural
④	Terminal	Brass Strip	3	Ag Plated
⑤	Contact Clip	C5210R-EH	1	Ag Clad
⑥	Spring	Steel Wire	1	Natural
⑦	Spring Plate	PBS Strip	1	Natural
⑧	Cam Stick	PBS Wire	1	Natural
⑨	Block	Steel Strip	1	Ni Plated


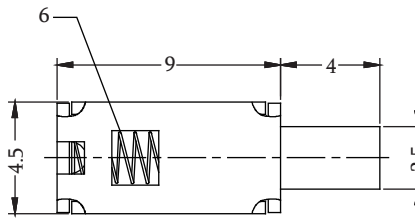
Push Switch DIP 90° 03P H=7.8mm

Specifications

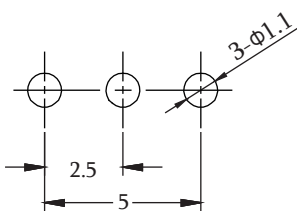
Rating: 0.3A 50V DC
 Insulation Resistance: 100 MΩ Min
 Withstand Voltage: AC 500 V 1 Minute
 Life Expectancy: 10,000 cycles



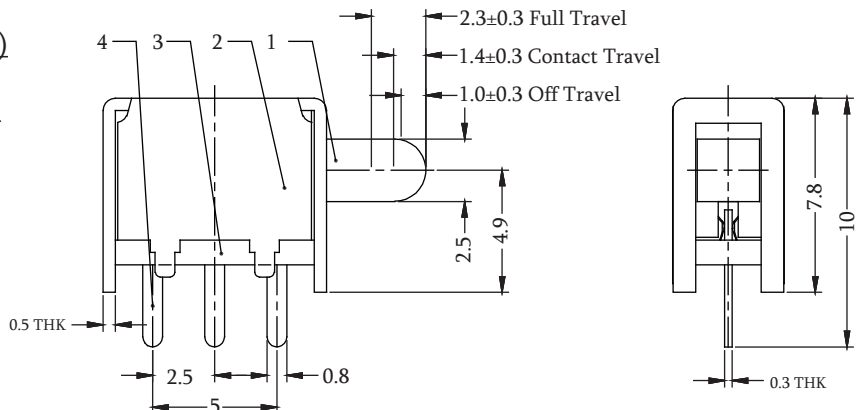
Schematic(Non-Shorting)



P/N.:64SWT-PC3B284



Recommended PCB Layout
(PCB TOLERANCE ±0.1)




Number	Part Name	Material	Qty	
①	Knob	POM	1	Black
②	Frame	Steel Strip	1	Ni Plated
③	Base	Phenolic Resin	1	Natural
④	Terminal	Brass Strip	3	Ag Plated
⑤	Contact Clip	PBS Strip	1	Ag Clad
⑥	Spring	Steel Wire	1	Natural

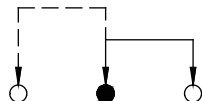
Push Switch DIP 90° 03P H=8.3mm

Specifications

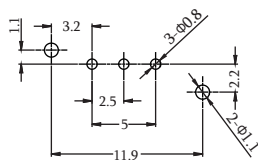
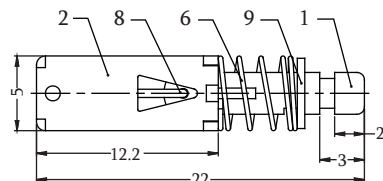
Rating: 0.3A 50V DC
 Insulation Resistance: 100 MΩ Min
 Withstand Voltage: AC 500 V 1 Minute
 Life Expectancy: 10,000 cycles



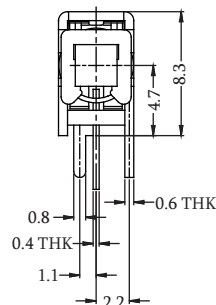
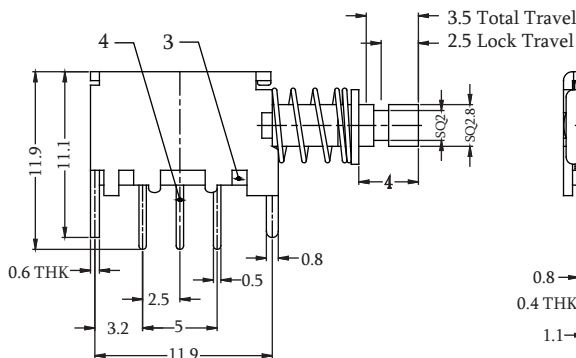
P/N.:64SWT-PX3U285



Schematic(Non-Shorting)



Recommended PCB Layout
(PCB TOLERANCE ±0.1)


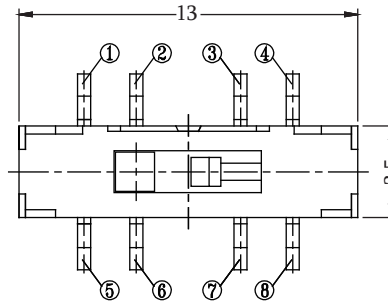
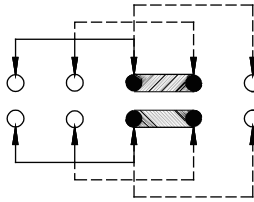


Number	Part Name	Material	Q'ty	
①	Knob	PA66	1	Blue
②	Frame	Steel Strip	1	Ni Plated
③	Base	Phenolic Resin	1	Natural
④	Terminal	Brass Strip	3	Ag Plated
⑤	Contact Clip	C5210R-EH	1	Ag Clad
⑥	Spring	Steel Wire	1	Ni Plated
⑦	Spring Plate	PBS Strip	1	Natural
⑧	Cam Stick	PBS Wire	1	Natural
⑨	Block	Steel Strip	1	Ni Plated

Slide Switch SMT 180° 08P H=5.6mm

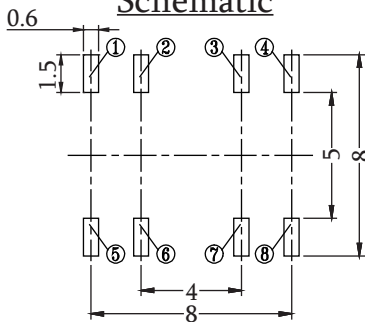
Specifications

Rating: 0.3A 12V DC
 Insulation Resistance: 100 MΩ Min
 Withstand Voltage: AC 500 V 1 Minute
 Life Expectancy: 10,000 Cycles

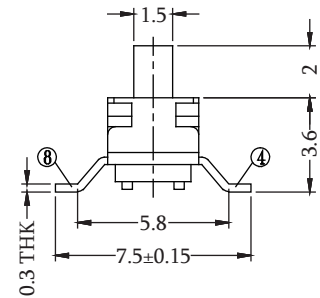
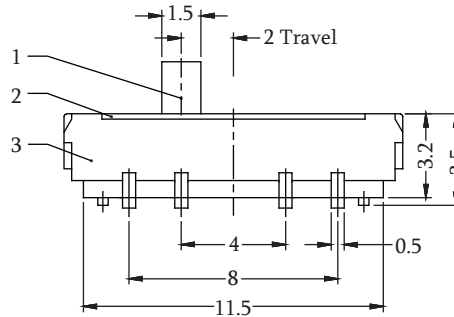


P/N.:64SWT-SE8B262

Schematic



Recommended PCB Layout
 (PCB TOLERANCE ±0.1)

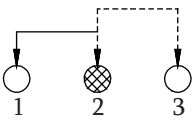


Number	Part Name	Material	Qty	
①	Knob	PA66	1	Black
②	Cover	SUS	1	Natural
③	Case	PA46/Brass Strip	1	Black/Ag Plated
④	Contact	PBS Wire	2	Natural

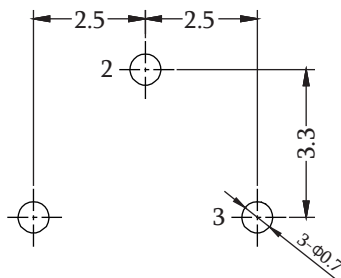
Slide Switch DIP 180° 03P H=5.5/6.5/7.5mm

Specifications


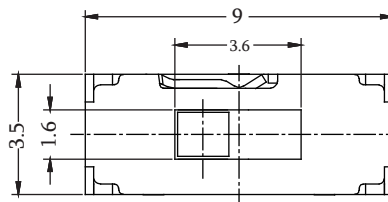
Rating: 0.3A 12V DC
 Insulation Resistance: 100 MΩ Min
 Withstand Voltage: AC 500 V 1 Minute
 Life Expectancy: 10,000 Cycles



Schematic

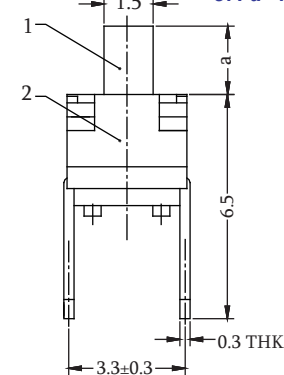
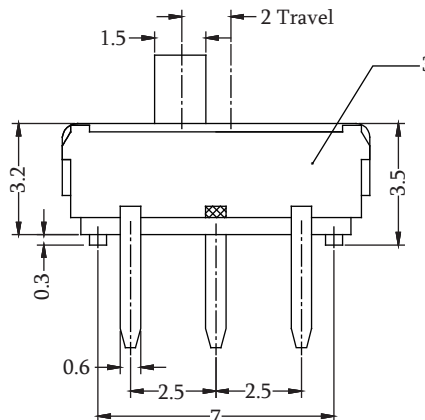


Recommended PCB Layout
 (PCB TOLERANCE ±0.1)



P/N.:64SWT-SC3B2XX

63: a=2mm
 86: a=3mm
 87: a=4mm

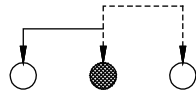



Number	Part Name	Material	Qty	
①	Knob	PA66	1	Black
②	Cover	0.2mm SUS	1	Washing
③	Case	PA46/0.3mm Brass Strip	1	Black/Ag(Ni) Plated
④	Contact/Spring	Beryllium/PBS	1	Ag Plated/Natural

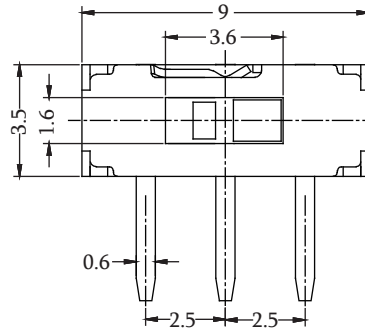
Slide Switch SMT 180° 03P H=5.5/6.5/7.5mm

Specifications

Rating: 0.3A 12V DC
 Insulation Resistance: 100 MΩ Min
 Withstand Voltage: AC 500 V 1 Minute
 Life Expectancy: 10,000 Cycles

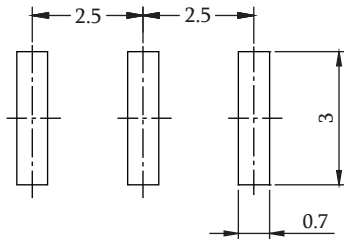


Schematic

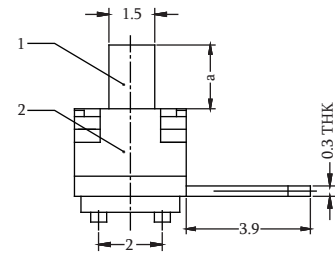
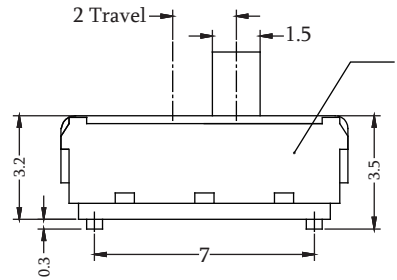


P/N.:64SWT-SE3B2XX

64: a=2mm
 90: a=3mm
 91: a=4mm



Recommended PCB Layout
 (PCB TOLERANCE ±0.1)

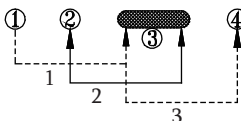



Number	Part Name	Material	Q'ty	
①	Knob	PA66	1	Black
②	Cover	0.2mm SUS	1	Washing
③	Case	PA46/0.3mm Brass Strip	1	Black/Ag(Ni) Plated
④	Contact/Spring	Beryllium/PBS	1	Ag Plated/Natural

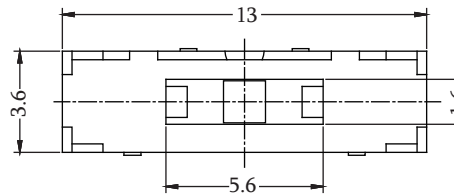
Slide Switch DIP 180° 04P H=5.5mm

Specifications

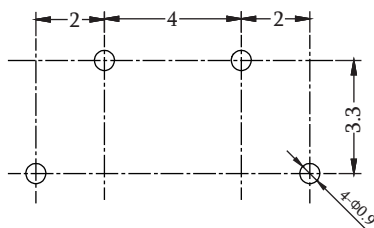
Rating: 0.3A 12V DC
 Insulation Resistance: 100 MΩ Min
 Withstand Voltage: AC 500 V 1 Minute
 Life Expectancy: 10,000 Cycles



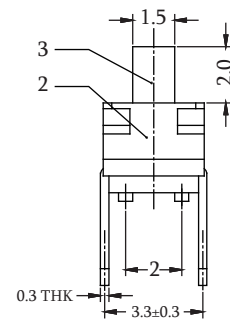
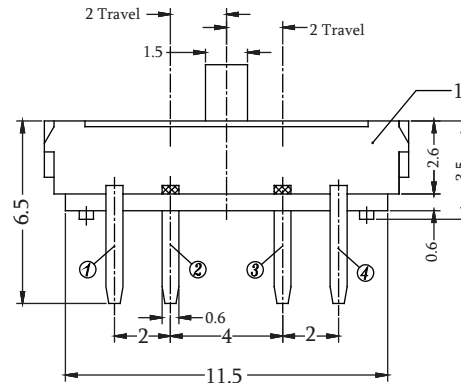
Schematic



P/N.:64SWT-SC4B265



Recommended PCB Layout
 (PCB TOLERANCE ±0.1)

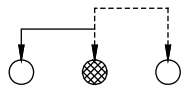


Number	Part Name	Material	Q'ty	
①	Knob	PA66	1	Black
②	Cover	0.2mm SUS	1	Washing
③	Case	PA6T/9# Brass Strip	1	Black/Ag(Ni) Plated
④	Contact/Spring	Beryllium/PBS	2	Ag Plated/Natural

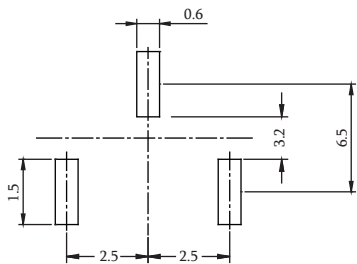
Slide Switch SMT 180° 03P H=5.5/6.5/7.5mm

Specifications


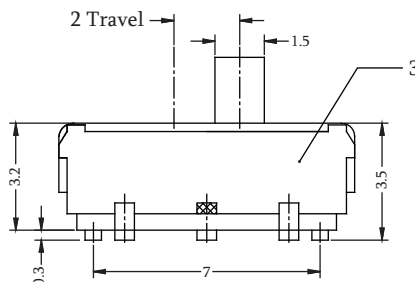
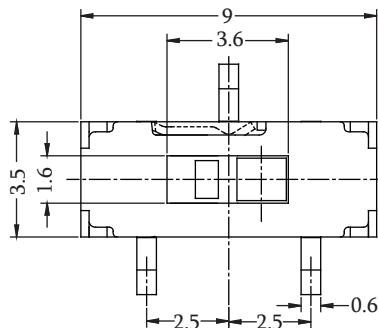
Rating: 0.3A 12V DC
 Insulation Resistance: 100 MΩ Min
 Withstand Voltage: AC 500 V 1 Minute
 Life Expectancy: 10,000 Cycles



Schematic

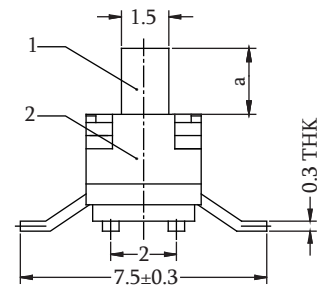


Recommended PCB Layout
(PCB TOLERANCE ±0.1)



P/N.:64SWT-SE3B2XX

66: a=2mm
 88: a=3mm
 89: a=4mm

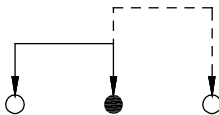


Number	Part Name	Material	Q'ty	
①	Knob	PA66	1	Black
②	Cover	0.2mm SUS	1	Washing
③	Case	PA6T/0.3mm Brass Strip	1	Black/Ag(Ni) Plated
④	Contact/Spring	Beryllium/PBS	1	Ag Plated/Natural

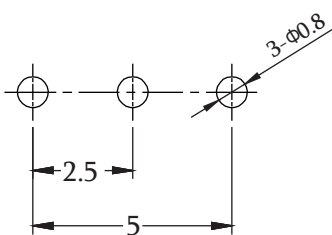
Slide Switch DIP 180° 03P H=7.5mm

Specifications


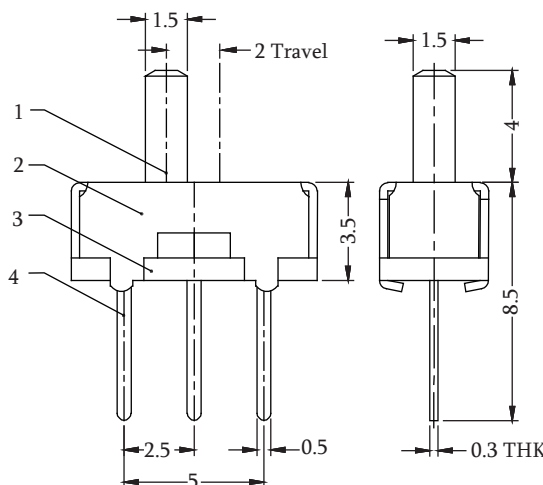
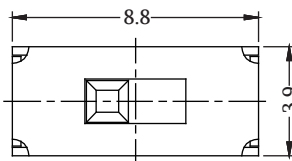
Rating: 0.3A 50V DC
 Insulation Resistance: 100 MΩ Min
 Withstand Voltage: AC 500 V 1 Minute
 Life Expectancy: 10,000 Cycles



Schematic(Non-Shorting)



Recommended PCB Layout
(PCB TOLERANCE ±0.1)



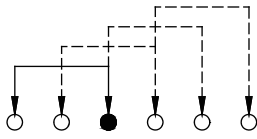
P/N.:64SWT-SC3B267

Number	Part Name	Material	Q'ty	
①	Knob	POM	1	Black
②	Frame	Steel Strip	1	Ni Plated
③	Base	Phenolic Resin	1	Natural
④	Terminal	Brass Strip	3	Ag Plated
⑤	Contact Clip	PBS Strip	1	Ag Plated

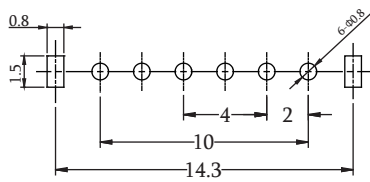
Slide Switch DIP 180° 06P H=7.7mm

Specifications


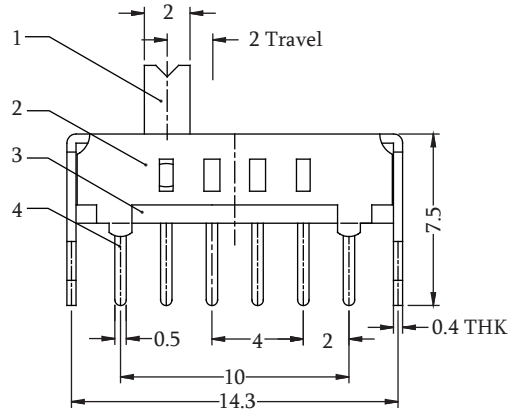
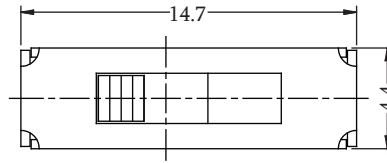
Rating: 0.3A 50V DC
 Insulation Resistance: 100 MΩ Min
 Withstand Voltage: AC 500 V 1 Minute
 Life Expectancy: 10,000 Cycles



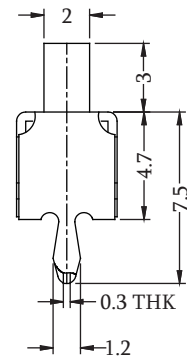
Schematic(Non-Shorting)



Recommended PCB Layout
(PCB TOLERANCE ±0.1)



P/N.:64SWT-SC6B268

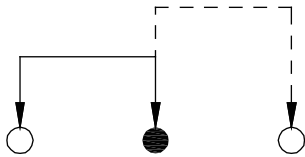


Number	Part Name	Material	Q'ty	
①	Knob	POM	1	Black
②	Frame	Steel Strip	1	Ni Plated
③	Base	Phenolic Resin	1	Natural
④	Terminal	Brass Strip	6	Ag Plated
⑤	Contact Clip	PBS Strip	1	Ag Plated
⑥	Spring Plated	PBS Strip	1	Natural

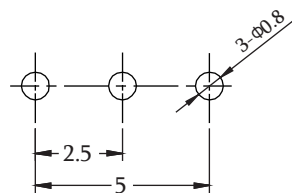
Slide Switch DIP 90° 03P H=3.7mm

Specifications


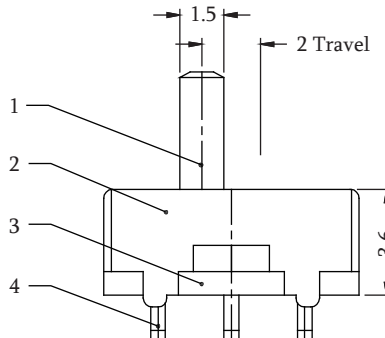
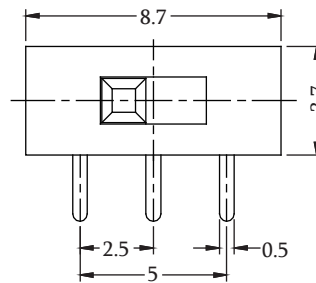
Rating: 0.3A 50V DC
 Insulation Resistance: 100 MΩ Min
 Withstand Voltage: AC 500 V 1 Minute
 Life Expectancy: 10,000 Cycles



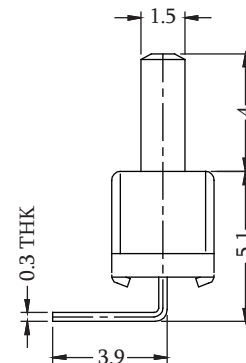
Schematic(Non-Shorting)



Recommended PCB Layout
(PCB TOLERANCE ±0.1)



P/N.:64SWT-SC3B269

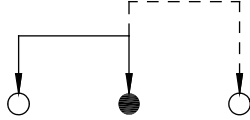


Number	Part Name	Material	Q'ty	
①	Knob	POM	1	Black
②	Frame	Steel Strip	1	Ni Plated
③	Base	Phenolic Resin	1	Natural
④	Terminal	Brass Strip	3	Ag Plated
⑤	Contact Clip	PBS Strip	1	Ag Clad

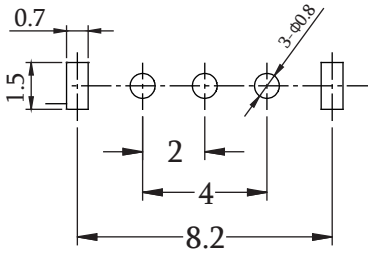
Slide Switch DIP 180° 03P H=8.7mm

Specifications


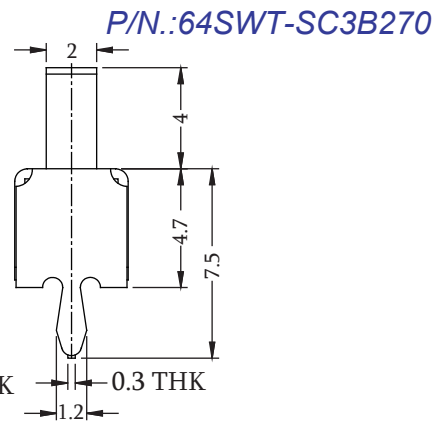
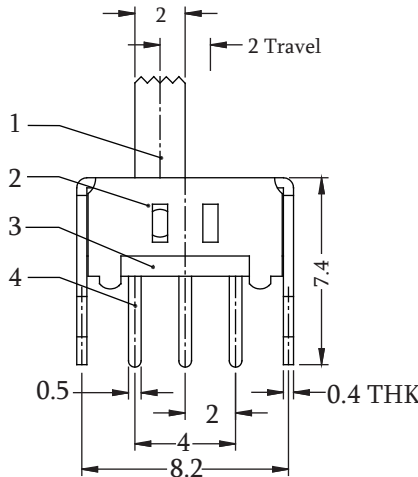
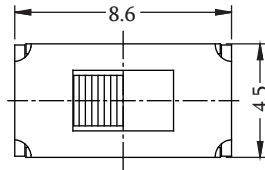
Rating: 0.3A 50V DC
 Insulation Resistance: 100 MΩ Min
 Withstand Voltage: AC 500 V 1 Minute
 Life Expectancy: 10,000 Cycles



Schematic(Non-Shorting)



Recommended PCB Layout
(PCB TOLERANCE ±0.1)

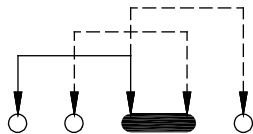


Number	Part Name	Material	Qty
①	Knob	PA66	1 Black
②	Frame	Steel Strip	1 Ni Plated
③	Base	Phenolic Resin	1 Natural
④	Terminal	Brass Strip	3 Ag Plated
⑤	Contact Clip	PBS Strip	1 Ag Plated
⑥	Spring Plate	SUS	1 Natural

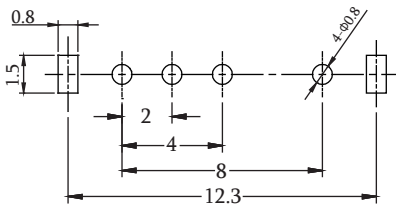
Slide Switch DIP 180° 04P H=8.7mm

Specifications


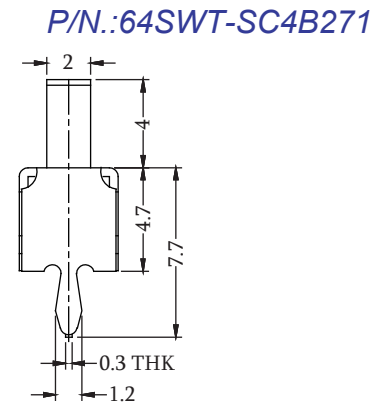
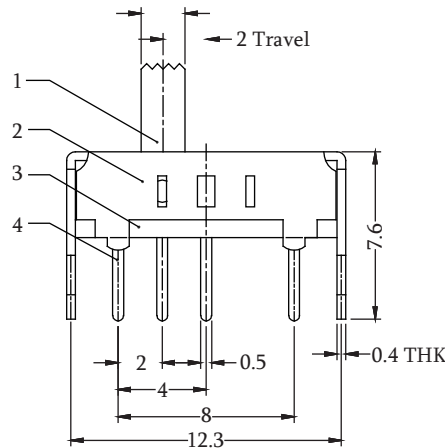
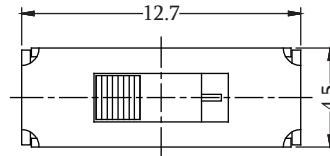
Rating: 0.3A 50V DC
 Insulation Resistance: 100 MΩ Min
 Withstand Voltage: AC 500 V 1 Minute
 Life Expectancy: 10,000 Cycles



Schematic(Non-Shorting)



Recommended PCB Layout
(PCB TOLERANCE ±0.1)

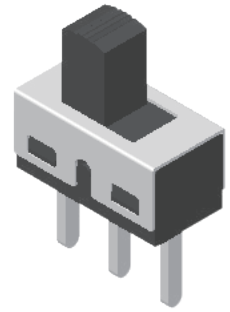


Number	Part Name	Material	Qty
①	Knob	PA66	1 Black
②	Frame	Steel Strip	1 Ni Plated
③	Base	Phenolic Resin	1 Natural
④	Terminal	Brass Strip	4 Ag Plated
⑤	Contact Clip	PBS Strip	1 Ag Plated
⑥	Spring Plate	SUS	1 Natural

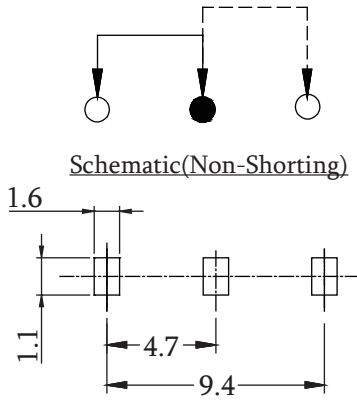
Slide Switch DIP 180° 03P H=12.3mm

Specifications

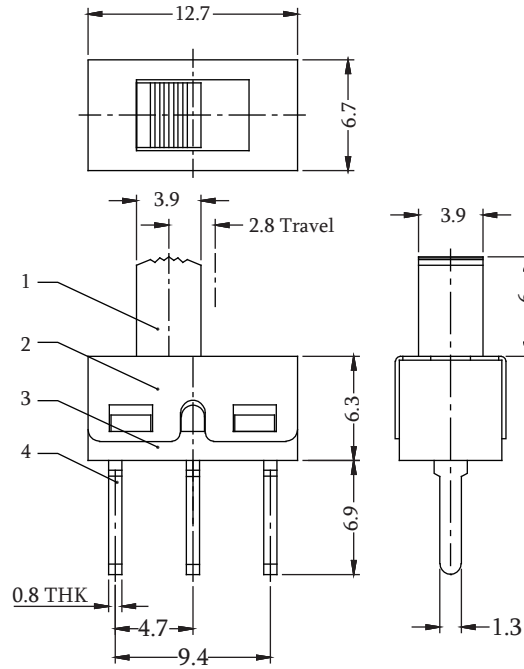
Rating: 0.3A 50V DC
 Insulation Resistance: 100 MΩ Min
 Withstand Voltage: AC 500 V 1 Minute
 Life Expectancy: 10,000 Cycles



P/N.:64SWT-SC3B272



Recommended PCB Layout
(PCB TOLERANCE ±0.1)

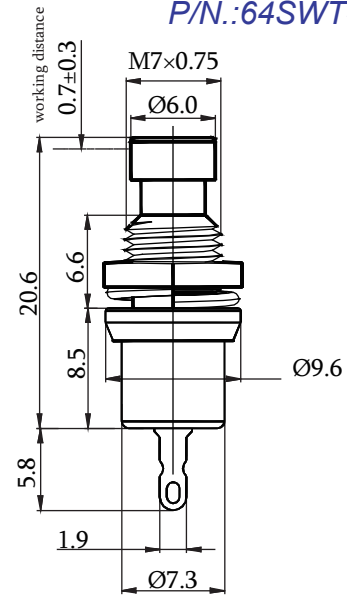
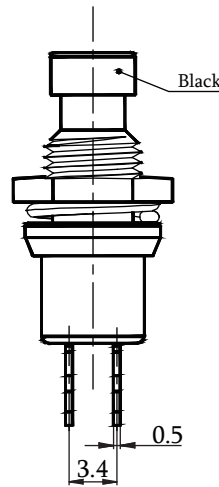
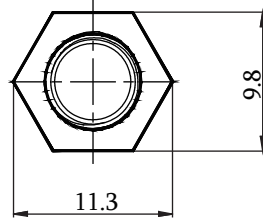
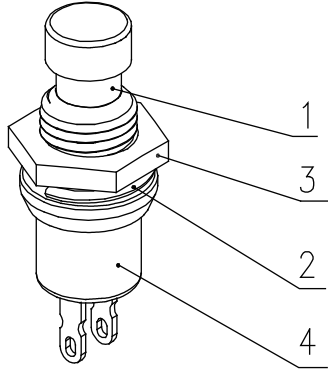


Number	Part Name	Material	Qty	
①	Knob	POM	1	Black
②	Cover	SUS	1	Natural
③	Case	Nylon+94-V0	1	Black
④	Terminal	Brass Strip	3	Ag Plated
⑤	Contact	Copper Strip	1	Ag Plated
⑥	Spring	Steel Wire	1	Natural
⑦	Steel Ball	Steel	1	Natural

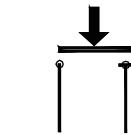
Push Button Switch 02P Panel Mount H=20.6mm Black

Specifications

Rating: 3A 250V
 Insulation Resistance: 100 MΩ Min
 Withstand Voltage: AC 1,500 V 1 Minute
 Life Expectancy: 10,000 Cycles



P/N.:64SWT-UC2B097



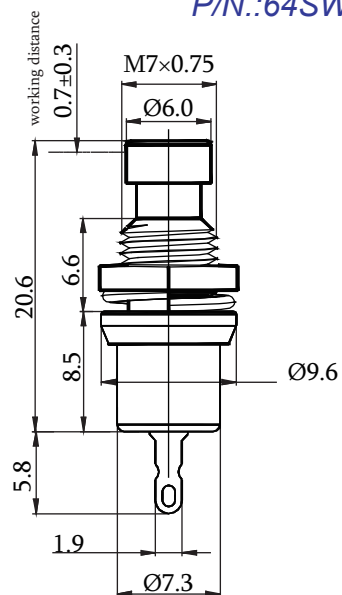
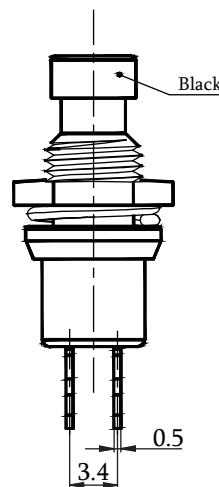
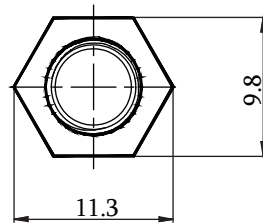
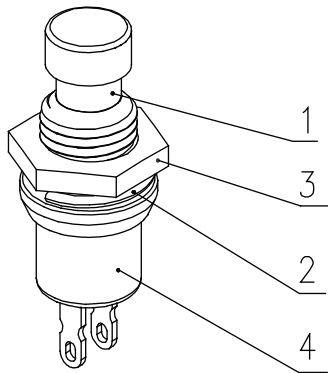
Schematic

NO.	Part Name	Material	Qty
1	Stand		1
2	Base		1
3	Washer	Brass	1
4	Nuts	Brass	1

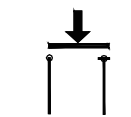
Push Button Switch 02P Panel Mount H=20.6mm Red

Specifications

Rating: 3A 250V
 Insulation Resistance: 100 MΩ Min
 Withstand Voltage: AC 1,500 V 1 Minute
 Life Expectancy: 10,000 Cycles



P/N.:64SWT-UC2R098



Schematic

NO.	Part Name	Material	Qty
1	Stand		1
2	Base		1
3	Washer	Brass	1
4	Nuts	Brass	1


P Push Button Switch



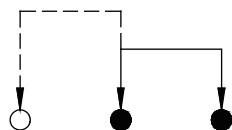
Push Button Switch DIP 90° 03P H=6.5mm

Specifications

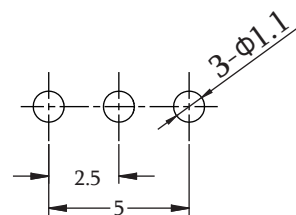
Rating: 0.3A 50V DC
 Insulation Resistance: 100 MΩ Min
 Withstand Voltage: AC 500 V 1 Minute
 Life Expectancy: 10,000 Cycles



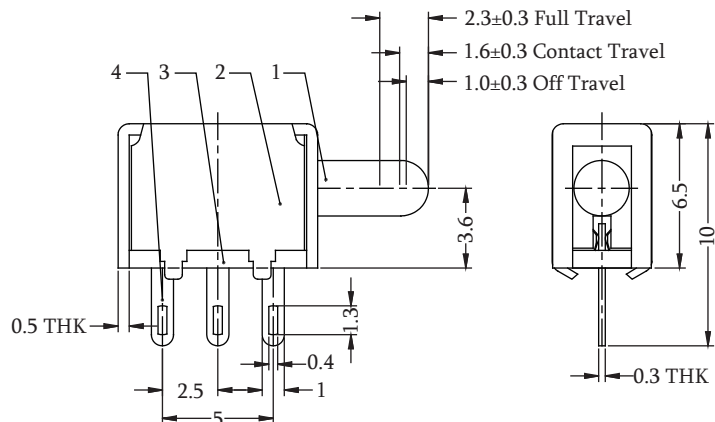
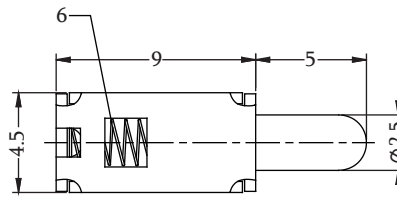
P/N.:64SWT-UC3B274



Schematic(Non-Shorting)



Recommended PCB Layout
(PCB TOLERANCE ±0.1)




Number	Part Name	Material	Qty	
①	Knob	POM	1	Black
②	Frame	Steel Strip	1	Ni Plated
③	Base	Phenolic Resin	1	Natural
④	Terminal	Brass Strip	3	Ag Plated
⑤	Contact Clip	PBS Strip	1	Ag Clad
⑥	Spring	Steel Wire	1	Natural

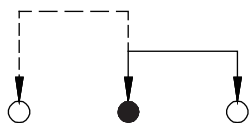
Push Button Switch DIP 90° 03P H=10.0mm

Specifications

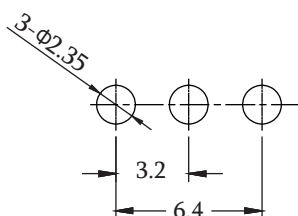
Rating: 0.3A 50V DC
 Insulation Resistance: 100 MΩ Min
 Withstand Voltage: AC 500 V 1 Minute
 Life Expectancy: 10,000 Cycles



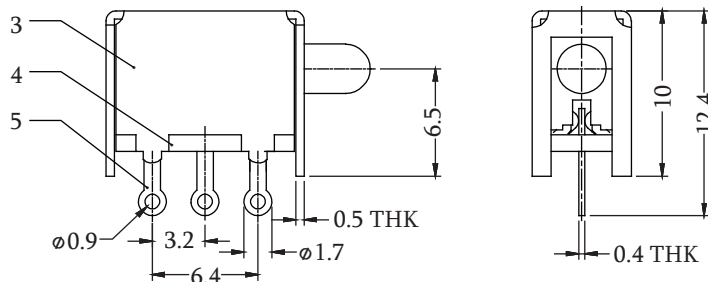
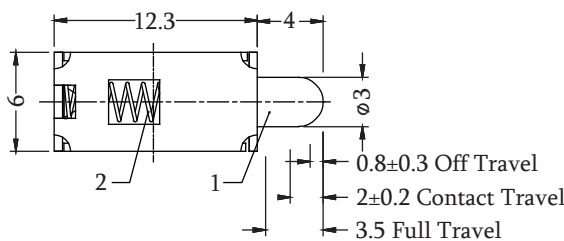
P/N.:64SWT-UC3B283



Schematic(Non-Shorting)



Recommended PCB Layout
(PCB TOLERANCE ±0.1)

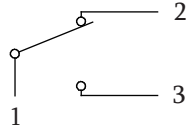


Number	Part Name	Material	Qty	
①	Knob	POM	1	Black
②	Frame	Steel Strip	1	Ni Plated
③	Base	Phenolic Resin	1	Natural
④	Terminal	Brass Strip	3	Ag Plated
⑤	Contact Clip	PBS Strip	1	Ag Clad
⑥	Spring	Steel Wire	1	Natural


Micro Switch Straight Lever Actuator 19.8×10.6mm

Specifications

Rating: 4A 30V DC
 Insulation Resistance: 100 MΩ Min
 Withstand Voltage: AC 1,000 V 1 Minute
 Life Expectancy: 50,000 Cycles

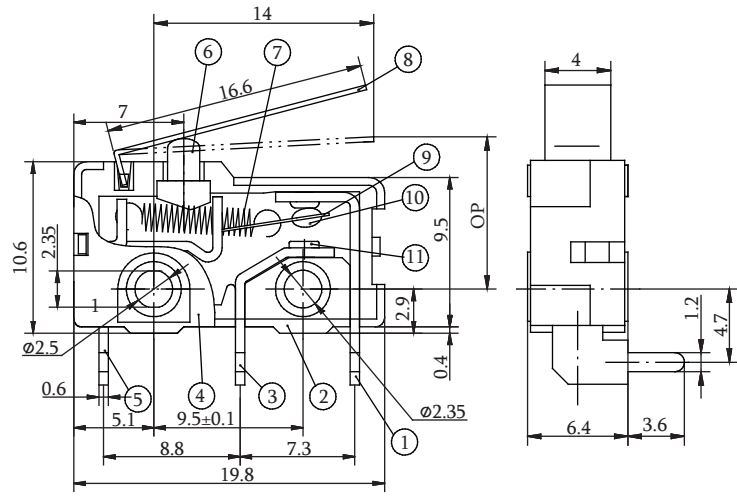


Schematic



P/N.:64SWT-MX3B292

NO.	Part Name	Generic Class
1	NC Terminal	Brass Alloy H65,Silver Plated
2	CASE	PBT,Black
3	NO Terminal	Brass Alloy H65,Silver Plated
4	COVER	PBT,Black
5	Terminal	Brass Alloy H65,Silver Plated
6	Plunger	PPS
7	Pull spring	SUS304H
8	Moving arm	Stainless steel SUS304
9	Moving piece	Tin-brass
10	Contact	AgNi10
11	Contact	AgNi10

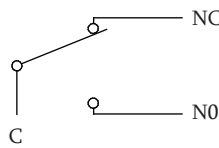


Micro Switch

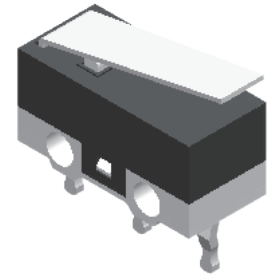
Micro Switch Straight Lever Actuator 12.8×6.5mm

Specifications

Rating: 3A 30V DC
 Insulation Resistance: 100 MΩ Min
 Withstand Voltage: AC 1,000 V 1 Minute
 Life Expectancy: 10,000 Cycles

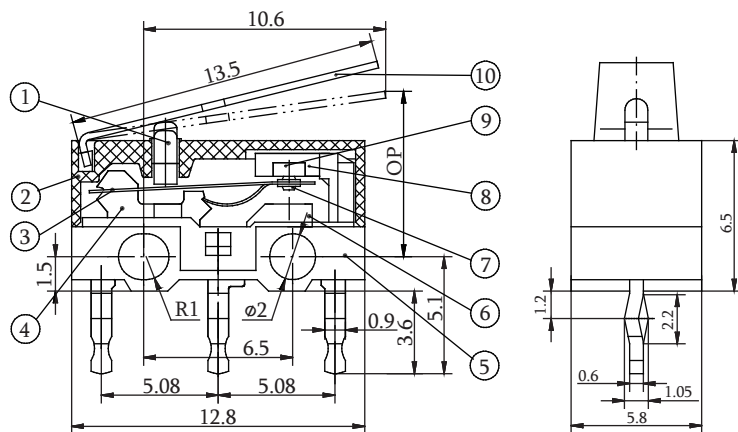


Schematic



P/N.:64SWT-MX3B293

NO.	Part Name	Generic Class
1	Plunger	PBT,White
2	Cover	PBT,Black
3	Moving piece	Beryllium alloy
4	Support	Brass Alloy H65,Silver Plated
5	Case	PBT,White
6	NO Terminal	Brass Alloy H65,Silver Plated
7	Contact	AgNi10
8	NC Terminal	Brass Alloy H65,Silver Plated
9	Contact	AgNi10
10	Moving arm	Stainless Steel SUS304



ROHS

Tact Switch Series

- P.23 ▶ Tact Switch SMT 180° 04P H=1.6mm
- P.23 ▶ Tact Switch SMT 180° 05P H=2.55mm
- P.24 ▶ Tact Switch SMT 180° 04P H=1.6mm
- P.24 ▶ Tact Switch SMT 180° 04P H=0.6mm
- P.25 ▶ Tact Switch DIP 180° 04P H=12mm
- P.25 ▶ Tact Switch DIP 180° 04P H=12mm
- P.26 ▶ Tact Switch DIP 180° 04P H=7.3mm
- P.26 ▶ Tact Switch DIP 180° 04P H=4.3/5/7/7.3/8/9.5/12.5/13/14mm
- P.27 ▶ Tact Switch SMT 180° 04P H=4.3/5.0/7.0mm
- P.27 ▶ Tact Switch SMT 180° 04P H=5.0mm
- P.28 ▶ Tact Switch SMT 180° 04P H=4.3/7.0mm
- P.28 ▶ Tact Switch SMT 180° 02P H=2.5mm
- P.29 ▶ Tact Switch SMT 180° 02P H=5.0mm
- P.29 ▶ Tact Switch SMT 180° 02P H=2.6mm
- P.30 ▶ Tact Switch DIP 90° 04P H=4.3mm
- P.30 ▶ Tact Switch DIP 90° 04P H=7.0mm

Dip Switch Series

- P.31 ▶ DIP Switch DIP 90° H=9.9mm
- P.31 ▶ DIP Switch SMT 180° H=4.15mm
- P.32 ▶ Piano DIP Switch DIP 02P H=10.3mm



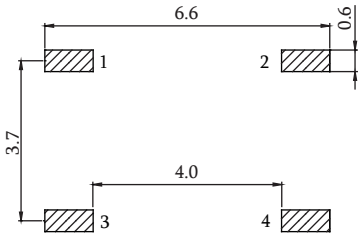
Tact Switch SMT 180° 04P H=1.5mm

Specifications

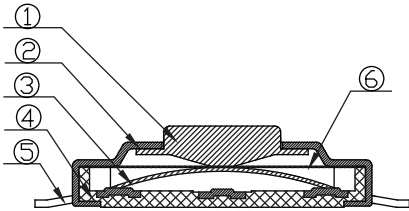
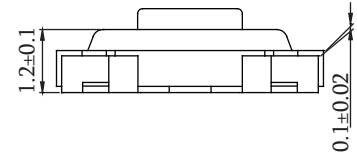
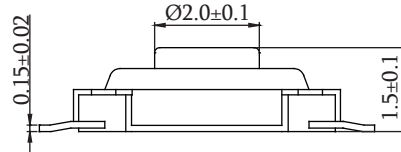
Rating: 50mA 12V DC
 Insulation Resistance: 100 MΩ Min
 Withstand Voltage: AC 250 V 1 Minute
 Life Expectancy: 50,000 Cycles



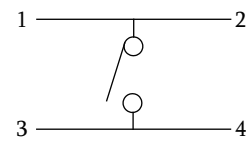
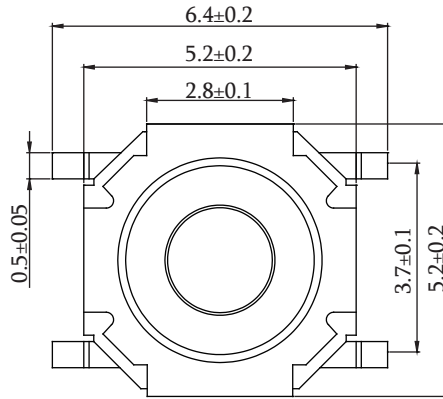
P/N.:64SWT-BB4B217



Recommended PCB Layout
(PCB TOLERANCE ±0.1)



Number	Part Name	Material	Q'ty
①	Button	PA66	1
②	Cover	H65	1
③	Shrapnel	AG-C5210	1
④	Base	PA66 (Black)	1
⑤	Locker	H65	2
⑥	Film	TI-ST	1




Schematic

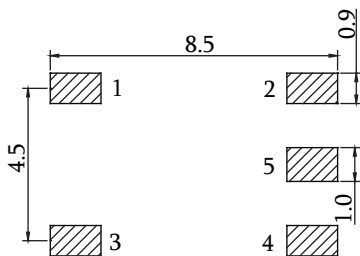
Tact Switch SMT 180° 05P H=2.55mm

Specifications

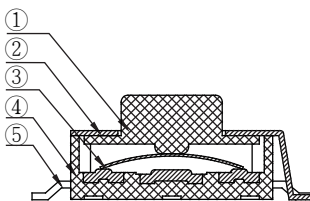
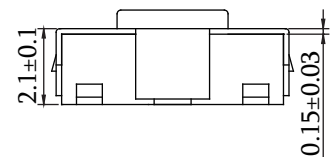
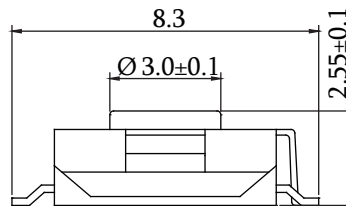
Rating: 50mA 12V DC
 Insulation Resistance: 100 MΩ Min
 Withstand Voltage: AC 250 V 1 Minute
 Life Expectancy: 50,000 Cycles



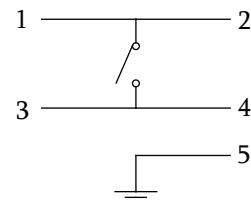
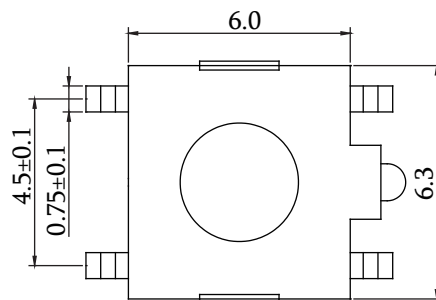
P/N.:64SWT-BB5R190



Recommended PCB Layout
(PCB TOLERANCE ±0.1)



Number	Part Name	Material	Q'ty
①	Button	PA6T	1
②	Cover	QSN	1
③	Shrapnel	AG-C5210	1
④	Base	PA6T	1
⑤	Locker	H65	2




Schematic

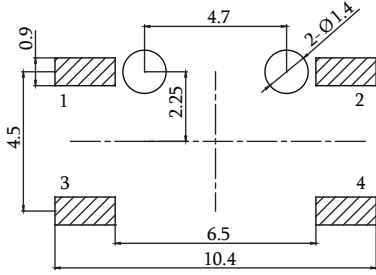
Tact Switch SMT 180° 04P H=1.6mm

Specifications

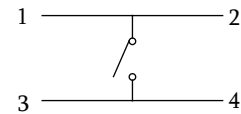
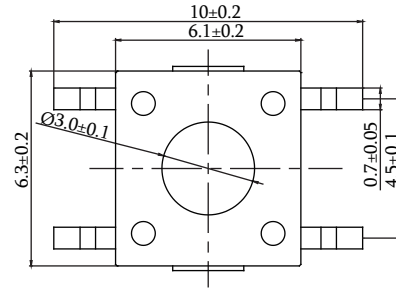
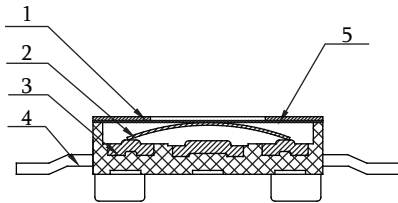
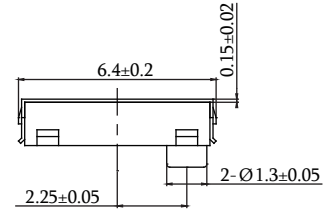
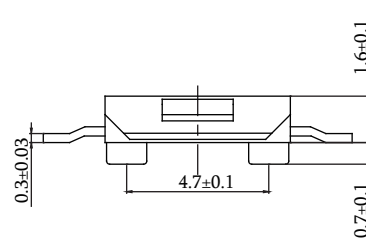
Rating: 50mA 12V DC
 Insulation Resistance: 100 MΩ Min
 Withstand Voltage: AC 250 V 1 Minute
 Life Expectancy: 50,000 Cycles



P/N.:64SWT-BG4B129



Recommended PCB Layout
(PCB TOLERANCE ±0.1)




Schematic

Number	Part Name	Material	Q'ty
①	Cover	SUS-301	1
②	Shrapnel	AG-C5210	1
③	Base	PA6T	1
④	Locker	H65	2
⑤	Film	TI-ST	1

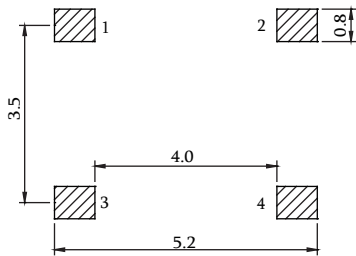
Tact Switch SMT 180° 04P H=0.6mm

Specifications

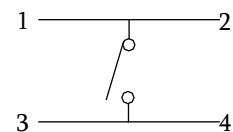
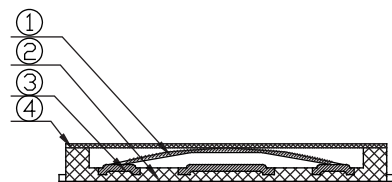
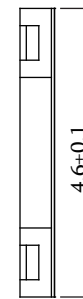
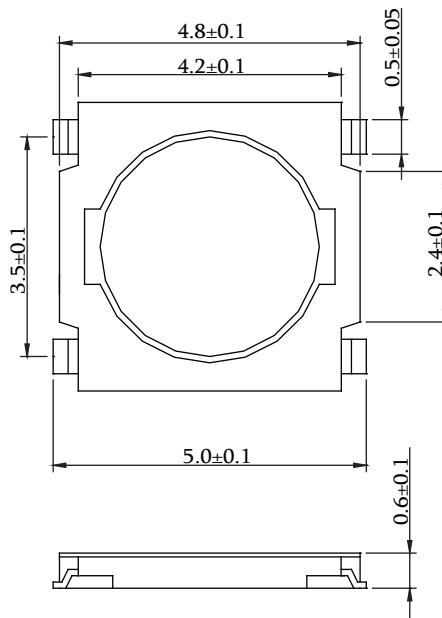
Rating: 50mA 12V DC
 Insulation Resistance: 100 MΩ Min
 Withstand Voltage: AC 250 V 1 Minute
 Life Expectancy: 50,000 Cycles



P/N.:64SWT-BB4B107



Recommended PCB Layout
(PCB TOLERANCE ±0.1)




Schematic

Number	Part Name	Material	Q'ty
①	Shrapnel	AgSUS-301	1
②	Base	PA6T	1
③	Cover	QSN	2
④	Film	TI-ST	1

Tact Switch DIP 180° 04P H=12mm


Specifications

Rating: 50mA 12V DC
 Insulation Resistance: 100 MΩ Min
 Withstand Voltage: AC 250 V 1 Minute
 Life Expectancy: 50,000 Cycles

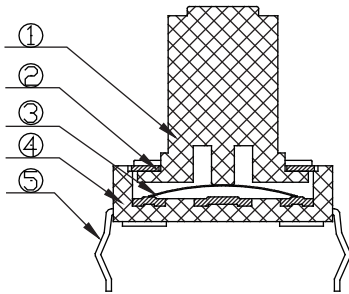
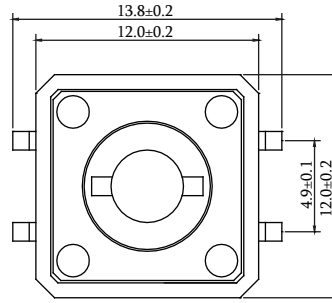


P/N.:64SWT-BB4B2XX

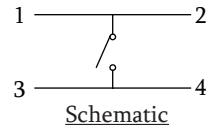
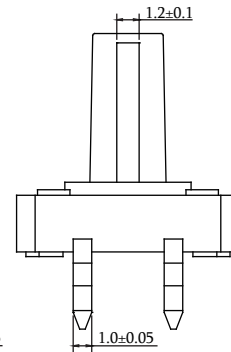
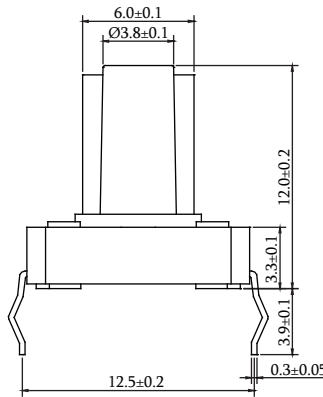
16: 260gf±30gf
 20: 160gf±30gf



Recommended PCB Layout
 (PCB TOLERANCE ±0.1)



Number	Part Name	Material	Q'ty
①	Botton	PA66	1
②	Cover	H65	1
③	Shrapnel	AG-C5210	1
④	Base	PA66	1
⑤	Locker	H65	2




Tact Switch DIP 180° 04P H=7.5/12mm

Specifications

Rating: 50mA 12V DC
 Insulation Resistance: 100 MΩ Min
 Withstand Voltage: AC 250 V 1 Minute
 Life Expectancy: 50,000 Cycles

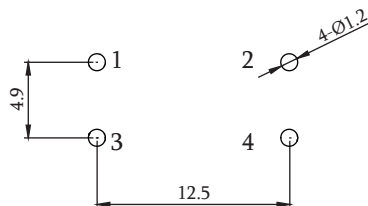
Table

P/N.	ØA	H	Drive Force
64SWT-BC4B030	6.6	12.0	160gf±30gf
64SWT-BC4B209	6.6	12.0	260gf±30gf
64SWT-BC4B138	6.95	7.5	260gf±50gf

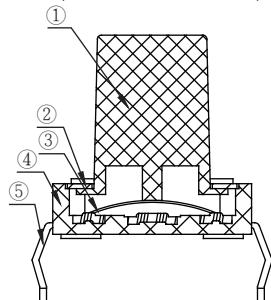
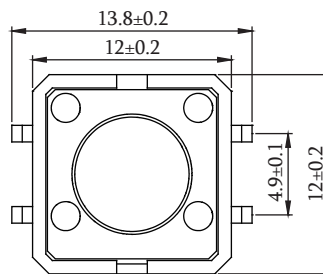


P/N.:64SWT-BC4BXXX

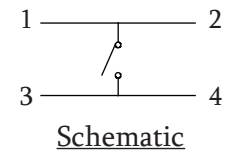
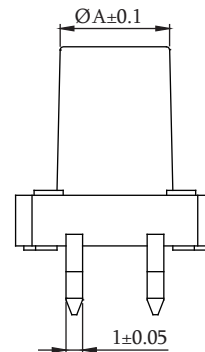
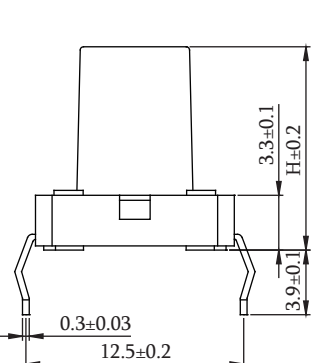
See Table



Recommended PCB Layout
 (PCB TOLERANCE ±0.1)



Number	Part Name	Material	Q'ty
①	Botton	PA66	1
②	Cover	H65	1
③	Shrapnel	AG-C5210	1
④	Base	PA66	1
⑤	Locker	H65	2



Tact Switch

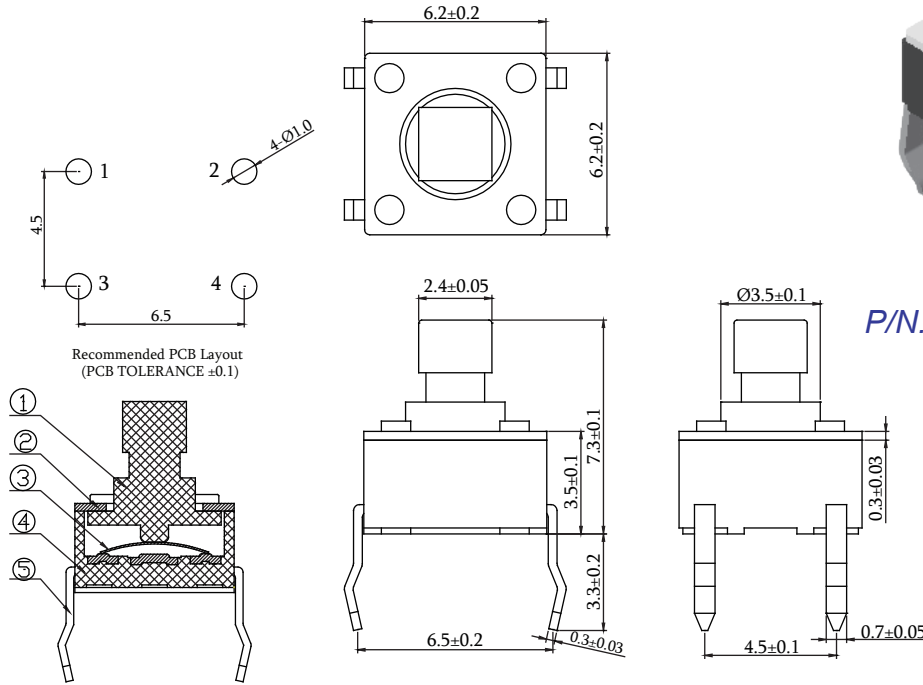



ROHS

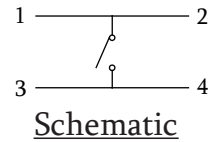
Tact Switch DIP 180° 04P H=7.3mm

Specifications

Rating: 50mA 12V DC
 Insulation Resistance: 100 MΩ Min
 Withstand Voltage: AC 250 V 1 Minute
 Life Expectancy: 50,000 Cycles



P/N.:64SWT-BC4B112



Number	Part Name	Material	Q'ty
①	Botton	PA66 (Black)	1
②	Cover	H65	1
③	Shrapnel	AG-C5210	1
④	Base	PA66 (Black)	1
⑤	Locker	H65	2


Tact Switch DIP 180° 04P H=4.3/5.0/7.0/7.3/8.0/9.5/12.5/13.0/14.0mm

Specifications

Rating: 50mA 12V DC
 Insulation Resistance: 100 MΩ Min
 Withstand Voltage: AC 250 V 1 Minute
 Life Expectancy: 50,000 Cycles

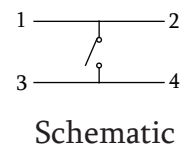
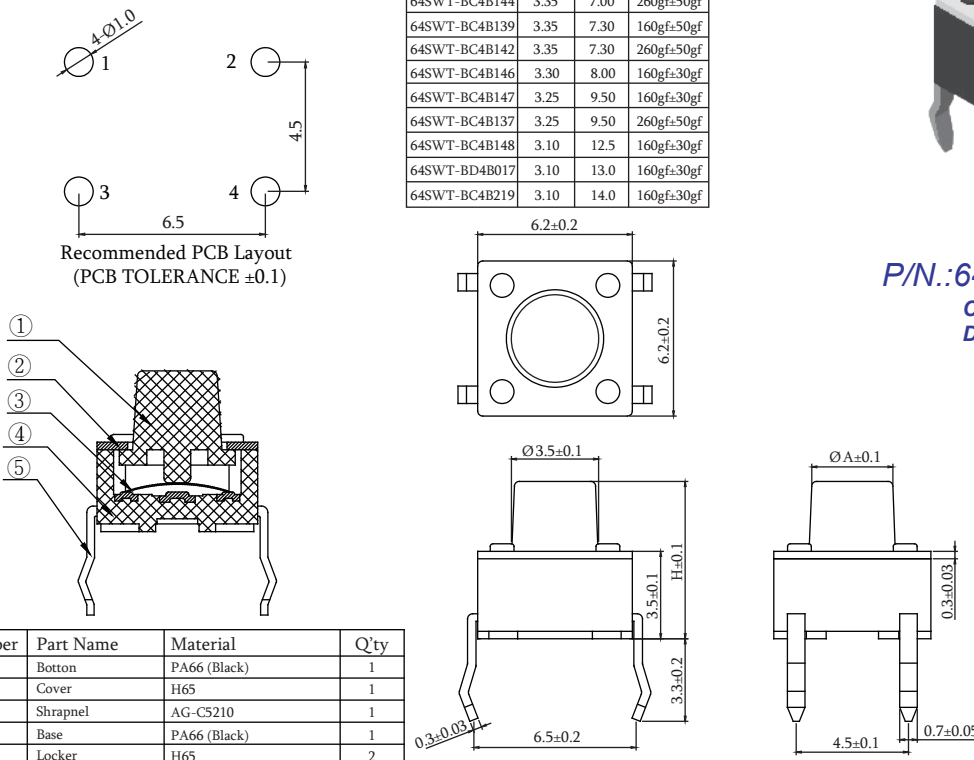
Table

P/N.	∅A	H	Drive Force
64SWT-BC4B039	---	4.30	160gf±30gf
64SWT-BC4B001	---	5.00	160gf±30gf
64SWT-BC4B154	---	5.00	260gf±50gf
64SWT-BC4B114	3.35	7.00	160gf±30gf
64SWT-BC4B144	3.35	7.00	260gf±50gf
64SWT-BC4B139	3.35	7.30	160gf±50gf
64SWT-BC4B142	3.35	7.30	260gf±50gf
64SWT-BC4B146	3.30	8.00	160gf±30gf
64SWT-BC4B147	3.25	9.50	160gf±30gf
64SWT-BC4B137	3.25	9.50	260gf±50gf
64SWT-BC4B148	3.10	12.5	160gf±30gf
64SWT-BD4B017	3.10	13.0	160gf±30gf
64SWT-BC4B219	3.10	14.0	160gf±30gf



P/N.:64SWT-BX4BXXX

C:Dip/Bag
 D:Dip/Tube See Table



Number	Part Name	Material	Q'ty
①	Botton	PA66 (Black)	1
②	Cover	H65	1
③	Shrapnel	AG-C5210	1
④	Base	PA66 (Black)	1
⑤	Locker	H65	2


Tact Switch SMT 180° 04P H=4.3/5.0/7.0mm

Specifications

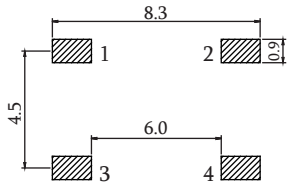
Rating: 50mA 12V DC
 Insulation Resistance: 100 MΩ Min
 Withstand Voltage: AC 250 V 1 Minute
 Life Expectancy: 50,000 Cycles

Table

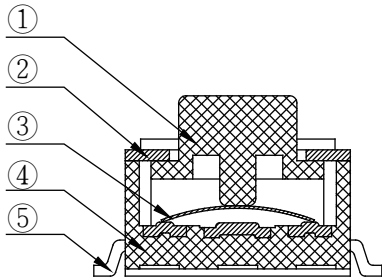
P/N.	ØA	H	Drive Force
64SWT-BX4B031	---	3.3	160gf±30gf
64SWT-BX4B151	---	4.3	260gf±50gf
64SWT-BB4B160	---	5.0	260gf±50gf
64SWT-BX4B028	3.35	7.0	260gf±50gf



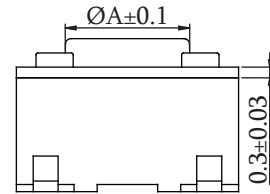
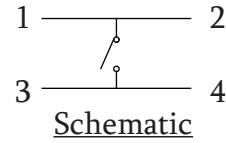
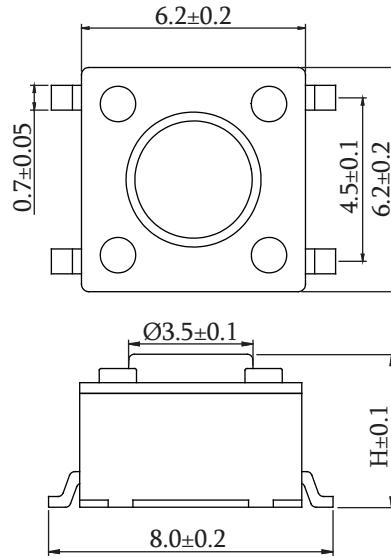
P/N.: 64SWT-BX4BXXX
 B: SMT/Tape-Reel
 E: SMT/Bag See Table



Recommended PCB Layout
 (PCB TOLERANCE ±0.1)




Number	Part Name	Material	Q'ty
①	Botton	PA6T	1
②	Cover	H65	1
③	Shrapnel	AG-C5210	1
④	Base	PA6T	1
⑤	Locker	H65	2



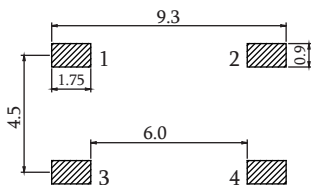
Tact Switch SMT 180° 04P H=5.0mm

Specifications

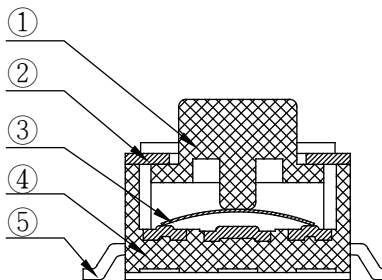
Rating: 50mA 12V DC
 Insulation Resistance: 100 MΩ Min
 Withstand Voltage: AC 250 V 1 Minute
 Life Expectancy: 50,000 Cycles



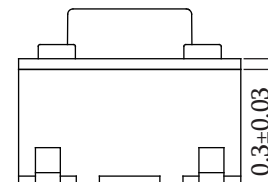
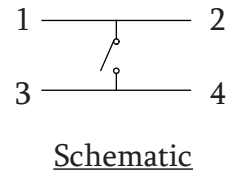
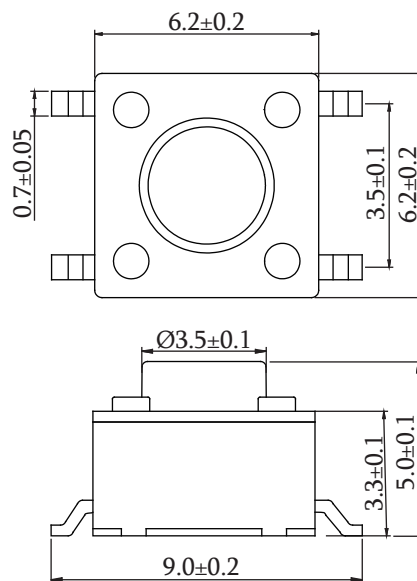
P/N.: 64SWT-BE4B034



Recommended PCB Layout



Number	Part Name	Material	Q'ty
①	Botton	PA6T	1
②	Cover	H65	1
③	Shrapnel	AG-C5210	1
④	Base	PA6T	1
⑤	Locker	H65	2



Tact Switch



ROHS

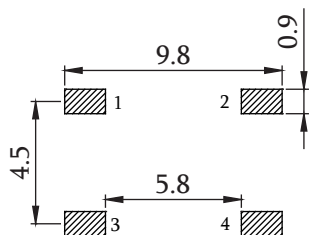

Tact Switch SMT 180° 04P H=4.3/7.0mm

Specifications

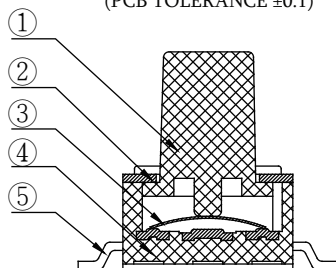
Rating: 50mA 12V DC
 Insulation Resistance: 100 MΩ Min
 Withstand Voltage: AC 250 V 1 Minute
 Life Expectancy: 50,000 Cycles

Table

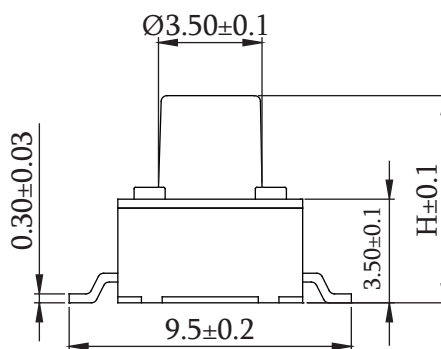
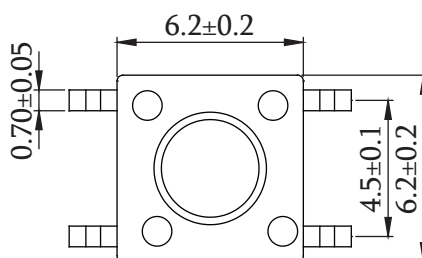
P/N.	ØA	H	Drive Force
64SWT-BX4B038	---	4.3	160gf±30gf
64SWT-BX4B158	3.35	7.0	260gf±50gf



Recommended PCB Layout
(PCB TOLERANCE ±0.1)



Number	Part Name	Material	Q'ty
①	Botton	PA6T (Black)	1
②	Cover	H65	1
③	Shrapnel	AG-C5210	1
④	Base	PA6T (Black)	1
⑤	Locker	H65	2

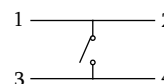


P/N.: 64SWT-BX4BXXX

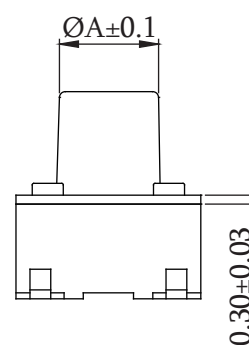
B: SMT/Tape-Reel

E: SMT/Bag

See Table




Schematic




Tact Switch SMT 180° 02P H=2.5mm

Specifications

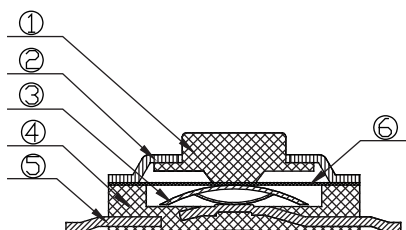
Rating: 50mA 12V DC
 Insulation Resistance: 100 MΩ Min
 Withstand Voltage: AC 250 V 1 Minute
 Life Expectancy: 20,000 Cycles



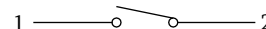
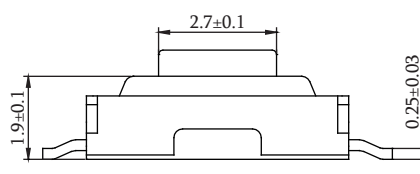
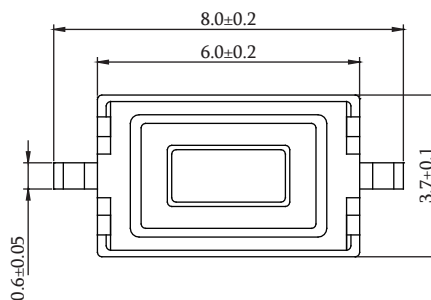
P/N.: 64SWT-BB2B172



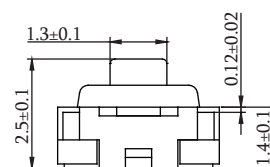
Recommended PCB Layout
(PCB TOLERANCE ±0.1)



Number	Part Name	Material	Q'ty
①	Botton	PA6T	1
②	Cover	H65	1
③	Shrapnel	Ag-SUS301	1
④	Base	PA6T	1
⑤	Locker	QSN	2



Schematic



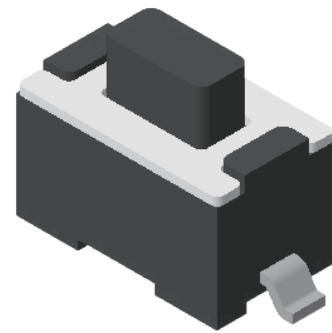
Tact Switch SMT 180° 02P H=5.0mm

Specifications

Rating: 50mA 12V DC
 Insulation Resistance: 100 MΩ Min
 Withstand Voltage: AC 250 V 1 Minute
 Life Expectancy: 30,000 Cycles


Table

P/N.	Drive Force
64SWT-BB2B092	160gf±30gf
64SWT-BB2B123	260gf±50gf

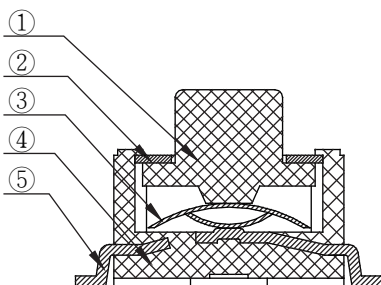


P/N.:64SWT-BB2BXXX

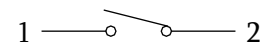
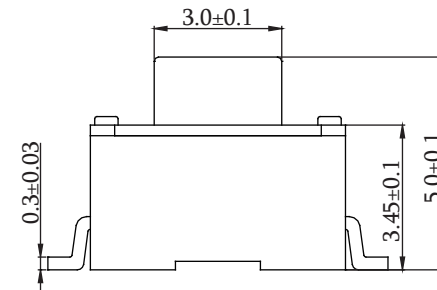
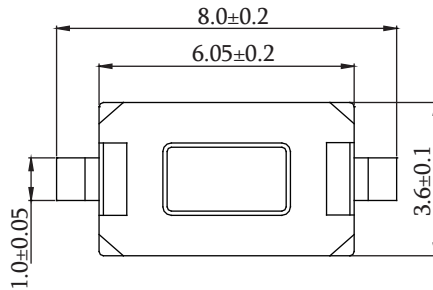
See Table



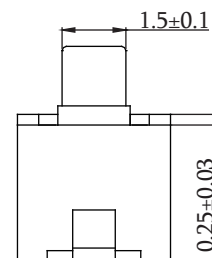
Recommended PCB Layout
(PCB TOLERANCE ±0.1)



Number	Part Name	Material	Q'ty
①	Botton	PA6T	1
②	Cover	QSN	1
③	Shrapnel	AgSUS-301	1
④	Base	PA6T	1
⑤	Locker	H65	2



Schematic




Tact Switch SMT 180° 02P H=2.6mm

Specifications

Rating: 50mA 12V DC
 Insulation Resistance: 100 MΩ Min
 Withstand Voltage: AC 250 V 1 Minute
 Life Expectancy: 30,000 Cycles


Table

P/N.	Drive Force	Botton Color
64SWT-BB2B121	180gf±30gf	Black
64SWT-BB2R136	260gf±50gf	Red

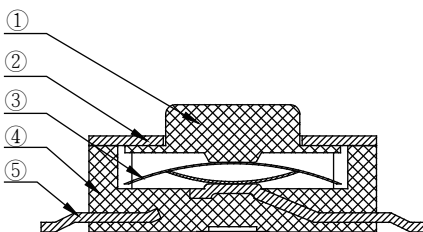


P/N.:64SWT-BB2XXXX

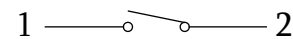
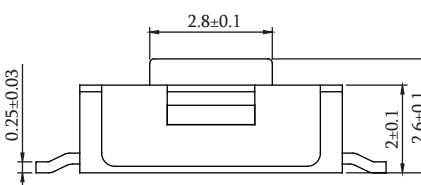
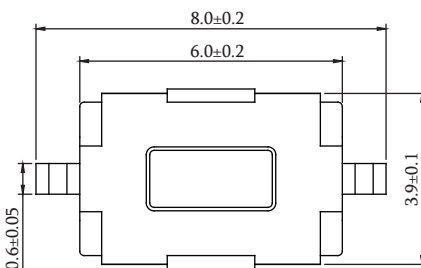
See Table



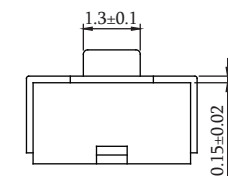
Recommended PCB Layout
(PCB TOLERANCE ±0.1)



Number	Part Name	Material	Q'ty
①	Botton	PA6T	1
②	Cover	QSN	1
③	Shrapnel	AgSUS-301	1
④	Base	PA6T	1
⑤	Locker	QSN	2



Schematic



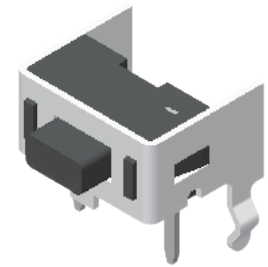
Tact Switch DIP 90° 04P H=4.3mm

Specifications

Rating: 50mA 12V DC
 Insulation Resistance: 100 MΩ Min
 Withstand Voltage: AC 250 V 1 Minute
 Life Expectancy: 30,000 Cycles

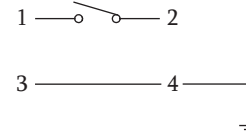
Table

P/N.	Drive Force	Bottom Color
64SWT-BC4B066	160gf±30gf	Black
64SWT-BC4Z091	260gf±50gf	White

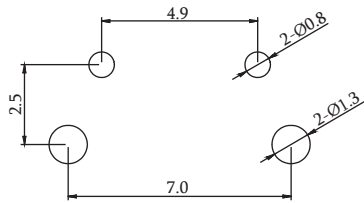


P/N.:64SWT-BC4XXXX

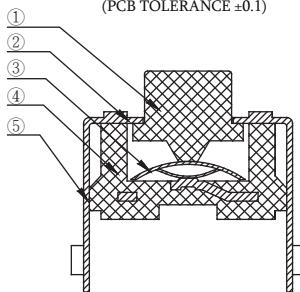
See Table



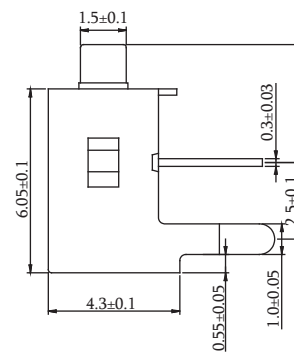
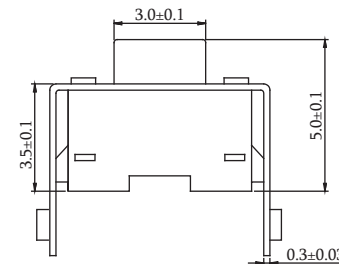
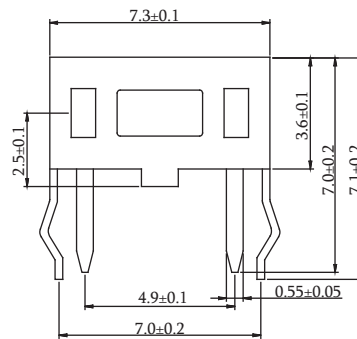
Schematic



Recommended PCB Layout
(PCB TOLERANCE ±0.1)



Number	Part Name	Material	Q'ty
①	Bottom	PA66	1
②	Cover	H65	1
③	Shrapnel	AgSUS-301	1
④	Base	PA66	1
⑤	Locker	H65	2




Tact Switch DIP 90° 04P H=7.0mm

Specifications

Rating: 50mA 12V DC
 Insulation Resistance: 100 MΩ Min
 Withstand Voltage: AC 250 V 1 Minute
 Life Expectancy: 50,000 Cycles

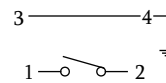
Table

P/N.	ØA	H1	H2	Drive Force
64SWT-BC4B195	---	3.85	---	260gf±50gf
64SWT-BC4B113	3.35	5.85	7.00	160gf±30gf
64SWT-BC4B155	3.25	8.35	9.50	160gf±30gf

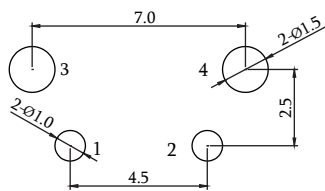


P/N.:64SWT-BC4BXXX

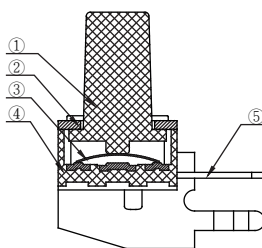
See Table



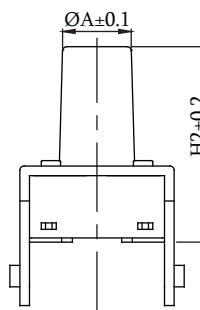
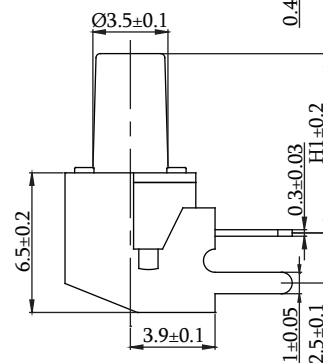
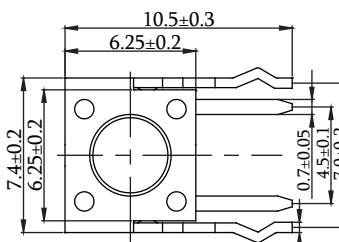
Schematic



Recommended PCB Layout
(PCB TOLERANCE ±0.1)



Number	Part Name	Material	Q'ty
①	Bottom	PA66	1
②	Cover	Fe	1
③	Shrapnel	AG-C5210	1
④	Base	PA66	1
⑤	Locker	H65	2



DIP Switch DIP 90° H=9.9mm

Specifications

Rating: 25mA 24V DC
 Insulation Resistance: 100 MΩ Min
 Withstand Voltage: AC 500 V 1 Minute
 Life Expectancy: 2,000 Cycles

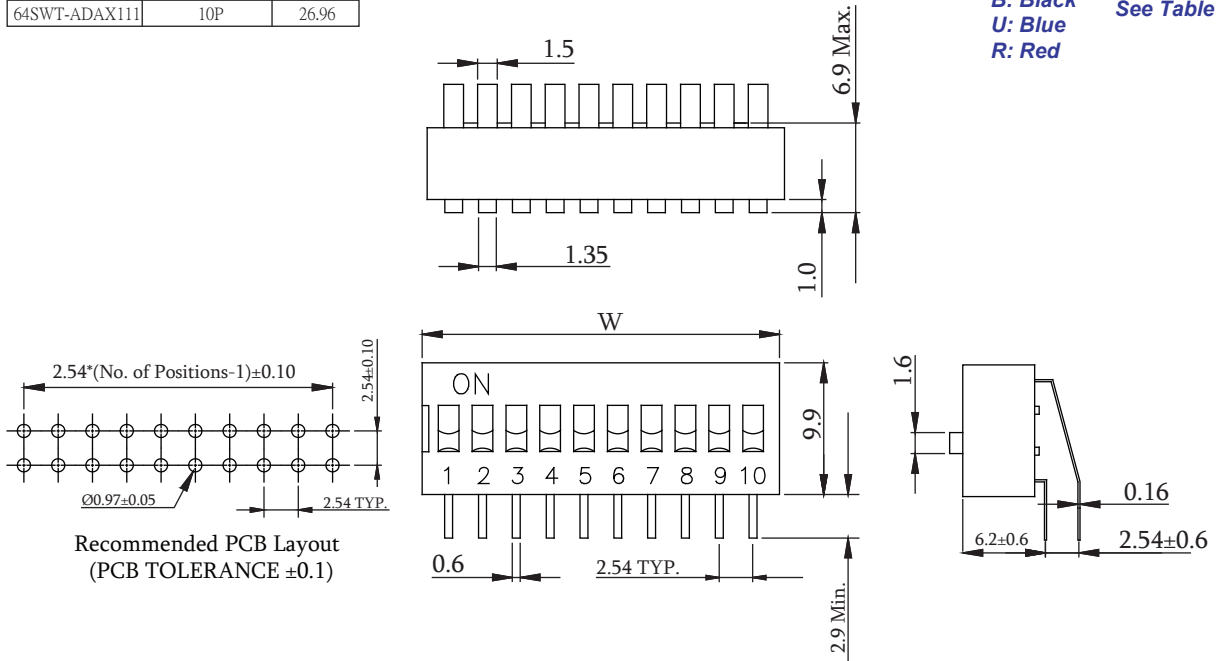
Table

	No. of Position	W
64SWT-AD2X115	02P	6.58
64SWT-AD4X118	04P	11.72
64SWT-ADAX111	10P	26.96



P/N.:64SWT-ADXXXXX

B: Black
 U: Blue
 R: Red
 See Table




DIP Switch SMT 180° H=4.15mm

Specifications

Rating: 25mA 24V DC
 Insulation Resistance: 100 MΩ Min
 Withstand Voltage: AC 500 V 1 Minute
 Life Expectancy: 2,000 Cycles

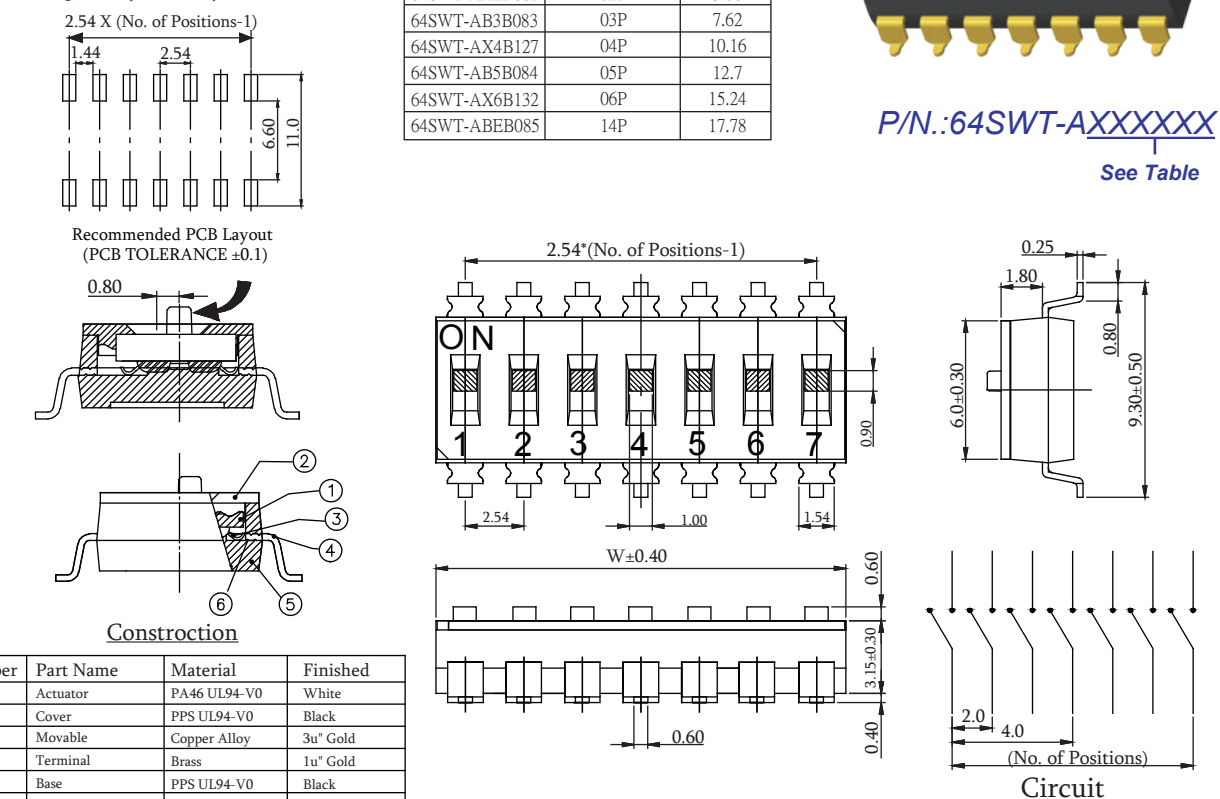
Table

	No. of Positions	W
64SWT-AX2B082	02P	5.08
64SWT-AB3B083	03P	7.62
64SWT-AX4B127	04P	10.16
64SWT-AB5B084	05P	12.7
64SWT-AX6B132	06P	15.24
64SWT-ABEB085	14P	17.78



P/N.:64SWT-AXXXXXX

See Table




Number	Part Name	Material	Finished
①	Actuator	PA46 UL94-V0	White
②	Cover	PPS UL94-V0	Black
③	Movable	Copper Alloy	3u" Gold
④	Terminal	Brass	1u" Gold
⑤	Base	PPS UL94-V0	Black
⑥	Terminal Contact	Brass	3u" Gold

Piano DIP Switch DIP 2P H=10.3mm

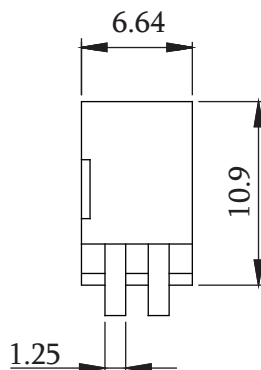
Specifications

Rating: 25mA 24V DC
Insulation Resistance: 100 MΩ Min
Withstand Voltage: AC 500 V 1 Minute
Life Expectancy: 2,000 cycles

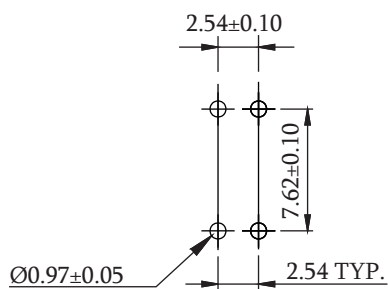


P/N.:64SWT-AD2X108

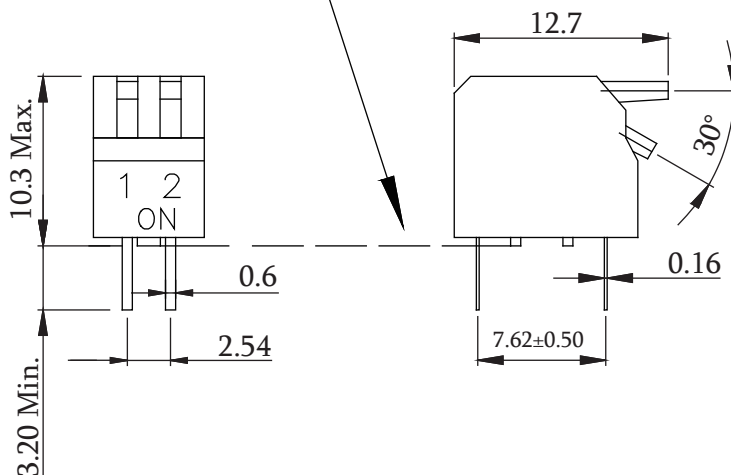
B: Black
U: Blue
R: Red




MOUNTING SURFACE



Recommended PCB Layout
(PCB TOLERANCE ±0.1)





CONNECTORS MANUFACTURER

糧德精密有限公司

Amtek Technology Co., Ltd

Tel: 886-2-2260-6878 Fax: 886-2-2260-8030

E-mail: service@amtek-co.com.tw

[Http://www.amtek-co.com.tw](http://www.amtek-co.com.tw)

Add: No.3, Ln. 33, Rixin St., Tucheng Dist.,

New Taipei City 23666, Taiwan

新北市土城區日新街33巷3號

